



The Jefferson Neighborhood Association News

May 2013



*Mother's Day
Sunday
May 12, 2013*

Volume 31, Issue 5

"Preserving the integrity of the Jefferson Area since 1982"



Our next JNA meeting will be held **Monday, May 13, 2013 at 7:00 pm.** We meet at the Grace Presbyterian Church on the corner of Donaldson and Manor. See you there!

2013 May Holidays

American Bike Month
Asian Pacific American
Heritage Month
Asparagus Month
Asthma & Allergy
Awareness Month
Better Hearing and
Speech Month
Flower Month
National Bar-B-Q Month
National Egg Month
National Duckling
Month
National Hamburger
Month
National Mental Health
Month
National Salad Month
National Photo Month
National Physical Fit-
ness and Sports Month
National Strawberry
Month
Older Americans Month
Transportation Month

President's Message

Greetings neighbors,

What great weather we are having. Spring is always a time for new beginnings! Our flowers, plants and trees come back and show off their beauty!

We certainly would love to publish some of this beauty. If your home or a neighbor's home is currently in full bloom and you would like to share it with the rest of the neighborhood, please take a picture and email it to me for our next newsletter. I am so excited that we have a new Facebook group page and a new website. We have also been connecting with our friends/neighbors north of us at Monticello Park NA.

In this newsletter you will find an article from one of our JNA members, who recently renovated his home and took extra steps to preserve his original wooden windows. Since most of us are in either the historic or the conservation districts, we would all like to keep our homes looking as they did when new. However, in many cases, our old windows are just not efficient enough. Please read this article before you replace them with the newer metal ones.

These are the types of articles we would like to have in our newsletters. If you have any helpful hints or projects which the rest of us can benefit from, please submit them to us for publication in a future newsletter.

As you may already know, there is a big construction project going on at Woodlawn Lake. This project when finished will bring us a big vehicular/pedestrian bridge and a smaller pedestrian/bicycle bridge. Because of this entire project, you may have noticed an influx of pest problems such as an increasing number of possums, skunks, raccoons and rats. Since the city does not provide pest control service to private homes, I have invited the Wildlife Rescue and Rehabilitation to come out to our next general meeting on Monday, May 13, 2013 to advise us as to how to deal with these pesky critters.

I would like to thank our neighbors on the 2100 block of W. Gramercy for hosting our 1st annual "**Fiesta Kick-off**" block party. Special thanks to Lilly Moreno for chairing this event. Pictures of this event can be found inside this newsletter.

We hope to bring back our "fun-theme" series during the months of June, July and August. If you have any special presenters or projects for these summer months, please feel free to contact me.

Moving forward with you in mind,
Ted Guerra



*I perhaps owe having become a
painter to flowers.*

~Claude Monet



Pineapple Sour Cream Pie (Nonie's Favorite)

Filling

¾ cup sugar
 ¼ cup all purpose flour
 ½ tsp. salt
 1 no. 2 can crushed pineapple
 1 cup sour cream
 1 tbs lemon juice/
 2 slightly beaten egg yolks
 baked 9inch pie shell

Meringue

2 egg white
 ½ tsp. vanilla
 ¼ cream of tartar
 ¼ cup sugar

Instructions

In saucepan, combine ¾ cup sugar, flour and salt. Then stir in next three ingredients, cook and stir till mixture thickens and comes to boiling, cook 2 minutes. Stir small amount of hot mixture into egg yolks, return to hot mixture, stirring constantly. Cook and stir 2 minutes. Cool to room temperature, spoon into baked pie shell.

Beat egg white with vanilla and cream of tartar to soft peaks. Gradually add ¼ cup sugar, beating till stiff and glossy; spread atop pie, *sealing to edge of pastry (very important)* Bake at 350 degrees for 12 to 15 minutes.

Thank you to Toni Cadena for this month's recipe submission.

Please visit our
 JNA Facebook group
 and ask to be added as a
 subscriber. Check our page
 frequently for
 Updates and news you can use.

Pre-enrollment Registration for Pre-K 4 SA Scheduled for May 1 to May 11

Parents and guardians interested in pre-enrolling their children in the inaugural class of the City of San Antonio's Pre-K 4 SA program are invited to attend a series of pre-enrollment events beginning Wednesday, May 1, through Saturday, May 11, at convenient locations throughout the city.

Pre-K 4 SA will provide high-quality, full-day prekindergarten education for up to 700 4-year-old children at two Pre-K 4 SA Education Centers in the first year of operation. Over the next eight years, it is estimated that more than 22,000 4-year-olds will benefit from the program at four centers and through scholarships to be used in their home school districts or in private schools with a high-quality curriculum.

"San Antonio has set a bold national example by making a citywide investment in the future of our young people," Mayor Julián Castro said. "We expect interest to skyrocket as parents learn more about how this high-quality program can help put their children on a path to academic success."

Enrollment is free for 4-year-olds and for those who will be age 4 by Sept. 1 if they or their families meet at least one of the state eligibility criteria:

- Eligible for free or reduced lunch (is at 185 percent of the federal poverty level)
- English as a Second Language
- Homeless
- The child of an active duty member of the U.S. armed forces
- The child of a member of the U.S. armed forces who was injured or killed while serving on active duty
- Is or has been in foster care

Parents can pre-enroll their child at the following locations and times:

- May 1: 4 p.m. to 7 p.m. Alamodome, 100 Montana St .
- May 2: 4 p.m. to 7 p.m. Millers Pond Community Center , 6175 Old Pearsall Rd.
- May 4: 9 a.m. to 2 p.m. Park Hills Baptist Church, 17747 San Pedro Ave.
- May 4: 9 a.m. to 2 p.m. Harlandale High School , 114 E. Gerald Ave.
- May 6: 4 p.m. to 7 p.m. Cuellar Community Center , 5626 San Fernando St .
- May 6: 4 p.m. to 7 p.m. District 6 Senior Center , 8353 Culebra Rd.
- May 8: 4 p.m. to 7 p.m. South San Admin Office Auditorium, 5622 Ray Ellison Dr .
- May 8: 4 p.m. to 7 p.m. UTSA 1604 Campus, 1 UTSA Circle
- May 9: 4 p.m. to 7 p.m. Morgan's Wonderland Event Center , 5223 David Edward Dr .
- May 9: 4 p.m. to 7 p.m. Alamodome, 100 Montana St .
- May 11: 9 a.m. to 2 p.m. Woodlawn Gym, 1103 Cincinnati Ave.
- May 11: 9 a.m. to 2 p.m. District 6 Senior Center , 8353 Culebra Rd.

Parents must show proof of residence in San Antonio and Bexar County in order to register. They can bring a CPS Energy, SAWS or Time Warner Cable bill or other utility bill.

For more information, call (210) 207-PREK (7735) or visit www.sanantonio.gov/pre-k4sa. Parents can also e-mail prek4sa@sanantonio.gov.



Special Get Well Wishes
To Myra Lorenz-JNA Secretary



SAWS

Rebates to Reward Lawn Alternatives

SAWS is preparing to offer instant rebates to customers who replace part of their lawns with plants that require little or no water. The new rebate program is designed to reduce year-round water use.

To participate, customers would fill out a form and pledge to remove either 150 or 250 square feet of grass. Once approved, customers would receive a voucher to redeem at a local nursery that would cover at least half the cost of plants from an approved list and mulch.

To make sure the plants are being used as intended, SAWS staff would do periodic checks on the homes.

Initially, it is anticipated that the voucher would cover plants such as autumn sage, purple trailing lantana and blue plumbago. This fall, the selection could expand to antique roses and herbs. Based on the amount of water it takes to maintain grass, every customer who gets the rebate could reduce their outdoor irrigation by 4,000 gallons of water a year.

INTRODUCING CITY OF SAN ANTONIO INSPECTION SCHEDULER

Introducing the Development Services *Inspection Scheduler*. This new Web application offers the building community and homeowners the flexibility to schedule online inspections at any time using various mobile devices, like the iPhone, iPad, Android phone and tablet, and Windows mobile devices.

Using this feature, contractors and homeowners can access the Hansen permit system to schedule the inspection date that works best for them. Once the inspection has been scheduled, a confirmation e-mail will be sent to the contractor/homeowner with the details, including the confirmation number, inspection date, permit number, address and any special instructions.

To access this feature, visit the Development Services Web site, and select the Inspection Scheduler in the *Hot Items* section. Users will need to have a Dynamic Portal user name and password to log in to Inspection Scheduler. If you need to create an account or forgot your password, visit the Development Services - Permits site.

Avoid the \$3 call in fee for scheduling inspections when you can use the Inspection Scheduler for free, anytime and anywhere. For easy access, the Web application can be saved to your mobile device's home screen or if you prefer, you can bookmark it. To connect open permits, or for questions about Inspection Scheduler, contact (210) 207-1111, prompt 0, during business hours of 7:45 a.m. to 4:30

NEIGHBORS HELPING NEIGHBORS

Exciting changes are occurring at the Woodlawn Christian Church located at 1744 W. Gramercy Place. Senior Pastor Paul Tisdell, a 1963 graduate of Jefferson High School, tells us that this iconic church in the Jefferson area is being revitalized with a focus on serving our neighborhood area. With a recent change in church leadership, there is a new determination to feed the needy, provide free Notary Public services and free weddings, including the use of the church's auditorium and Minister, for weddings, all at no charge. For other family and community events, friendly rates are offered. Their food pantry is open Tuesday-Thursday from 10:00 a.m. to 2:00 p.m.



Our deepest condolences to the following JNA members and their families:

Sister Madeline Zimmerer's brother
Damian Benavides' wife

JNA CONTACTS

President:

Ted Guerra

219-4696

tedsamguerra@aol.com

Vice President:

Elia Reyna

279-7204

elia62542c@clear.net

Secretary:

Myra Lorenz

733-9888

Treasurer:

Stanley Waghalter

732-9426

sjw3@stanandlynn.com

Board Members:

Marie Cooper

391-7889

Chuck Whitehead

733-9341

Judy Jackman

737-0190

Scholarship Chair:

Ande Tokoly

734-3443

Newsletter Editors:

Ted and Samantha Guerra

SAFFE Officer:

Joey Vidal:

207-1363

Joey.vidal@sanantonio.gov

Check crime stats online at:

Sanantonio.gov/sapd

Under crime and call

Information.

City officials:

Mayor's office

207-7060/7107

Councilman's office

207-7044 or 207-0870

Wooden Windows Can be Energy Efficient



By: Tom Crane
San Antonio

I have lived in the JNA area for about 12 years. I still see some folks switching out their wood windows for newer aluminum windows. But, we can hang onto those old windows, because they can be updated to provide significant energy efficiency

It might seem obvious but wood resists transferring the heat and the cold much better than aluminum windows. Wood simply does not act as a conductor of heat and cold. So, wood windows have an inherent advantage. And, it is much cheaper to rehabilitate wood windows than to invest in aluminum windows. Reducing the draft found in some old wood windows is as simple as caulking all around the interior window trim and the exterior window trim.

The window sash locks need to be tight. The sash locks do more than simply prevent someone from opening the window from the outside. They also pull the upper sash and the lower sash together. Sometimes, over time, the sash locks no longer match or pull together as they should. But, they can be fixed with by anyone with basic skills.

By the way, this does not relate to energy efficiency, but homes in the JNA area are mostly Craftsman homes. So, the window hardware, including sash locks, are *not* supposed to be painted. When these homes were built, the door and window hardware was considered “jewelry for the home.” The paint can be removed with minimal effort. The windows do look smart with the metal patina exposed to view.

The sides of the window frame should have weather stripping already installed. Back when these homes were built, the weather stripping would have been spring bronze – which is the best weather stripping so far as longevity. Spring bronze will last as long as the home. There should also be spring bronze on the lower rail (horizontal part of the window frame) and where the upper sash and the lower sash meet. If the spring bronze is missing, it needs to be replaced.

In northern climates, many historic homes install “storm windows.” Storm windows are essentially a second, simpler window frame like a window screen which is installed where we install the window screen. That works very well to reduce drafts and air leakage. Historic homes install these storm windows year around. We can do that down here, as well. Or, we could install interior storm windows.

And, of course, to preserve the wood, paint is essential. The exterior should always be painted. The good news is that the old growth wood used in our windows is very dense and hardy. It will withstand many years of not paint. The old growth pine used to make our original sashes is as good as, or better than modern cypress or red cedar. We should save as much of our old sashes as we can. Modern yellow pine just cannot measure up to the yellow pine from the 1920's and 1930's.

I learned how to work on these beautiful windows by reading books and visiting websites. Surprisingly, there are few craftsmen in town who still know how to work on old windows. But, the wonderful thing about wood window sash is that the techniques are simple and can be learned by anyone. The key is caulking all around the trim and getting the sashes to pull tight as they did when they were first installed. Some resources I recommend:


Working Windows by Terry Meany (available at Amazon)

The annual Historic Homeowner Fair at Jefferson High School

Save Your Wood Windows by John Leeke available at a very helpful website:

www.historichomeworks.com/hhw/index.htm

It's a myth that old wood windows cannot reach a high level of energy efficiency. Best of all, it is much cheaper to keep what we have than to retrofit our beautiful old homes to accept aluminum windows.




“A house without books is like a room without windows.”
— Horace Mann

Our 1st Annual JNA "Fiesta Kick-off" Block Party was a HUGE success! Thank you to all who came out on that beautiful breezy evening. The food was fantastic, the Jefferson High School Mariachi group was awesome and the food was delicious. Below you will find the names of some local businesses who made a contribution to the festivities and helped us to celebrate. Please keep them in mind if their services meet your future needs. We can't wait to do it again next year.



DAVID'S WIRELESS WORLD - (OWNER)
1010 Donaldson ave.
San Antonio, TX 78208
Office Phone: 210-485-5878
Cell Number: 210-606-3814
Located down the street from
Jefferson High school in Jefferson
Village same shopping center as
dollar general (Jefferson Village)
(Service, Accessories, Phones)
Mon-Sat 10am-8pm / Sun 12-3pm

Authorized Retailer



Salazar Gallery

Alejandra Martinez H
&
Jose R Salazar

1508 Fredericksburg Rd
San Antonio TX 78201

www.salazargallery.org
210 733-9394 Cell : 210 3649431

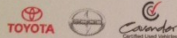


Humble House

Luis & Marsha Morales

210-541-8844

Cavender
AUTO FAMILY



GILBERT MORENO
Business Director

Office-(210) 253-3567 Fax-(210) 582-6763
5772 N.W. Loop 410 San Antonio, TX 78238
gilbertm@cavendertoyota.com

Confidence is Cavender

Sammie's Faces in Happy Places!



FACE PAINTING
Samantha G. Guerra
Artist/Owner
gracielatoo@sbcglobal.net
(210) 219-2374
"With God all things are possible."
Matthew 19:24-26

Bea's Sweet Cakes & More...

Delicious Memories

Beatriz H. Gonzalez
Cake Artist/Baker

Weddings/Quinceaneras/Showers
Birthdays/Anniversaries/Sculpted 3-D
Etc...

Cell: (210) 385-6910
Website: www.beasweetcakesnmore.com



MARY KAY®



Liliana Moreno
independent beauty consultant
210-845-8012
lilianamoren@marykay.com
www.marykay.com/lilianamoren



DECO PIZZERIA

1815 Fredricksburg Rd.
San Antonio, TX 78201
210.732.DECO (3326)
www.decopizza.com

*PIZZA *WINGS *PASTA *SALADS
*SANDWICHES *BEER & WINE

COMMUNITY • EXPERIENCE • CULTURE



Jefferson Neighborhood Association Membership Form

Name: _____ Birthday (mo/day) _____

Name: _____ Birthday (mo/day) _____

Address: _____

Zip: _____ Phone: _____ E-Mail: _____

*Dues are \$10 per year for individuals. \$15 per year for families.
Cut out and Mail to: PO Box 28552, SA TX 78228*



DID YOU KNOW?

Anna Marie Jarvis (May 1, 1864– November 24, 1948) was the founder of the Mother's Day holiday in the United States. On May 12, 1907, two years after her mother's death, Anna held a memorial to her mother and embarked on a campaign to make "Mother's Day" a recognized holiday. She succeeded in making this nationally recognized in 1914. The International Mother's Day Shrine was established in Grafton to commemorate her accomplishment. Anna Marie Jarvis never married and had no children.

Our next JNA meeting
will be held **Monday,**
May 13, 2013 at 7:00
pm. We meet at the
Grace Presbyterian
Church on the corner
of Donaldson and
Manor.

Jefferson Neighborhood Association
PO Box 28552
San Antonio, TX. 78228

