



PARK BEAT

The Pulse of Greater Boulevard Park

Boulevard Park Neighborhood Association • Box 163179, Sacramento 95816 • November 2008

Friends of the River Banks Event

For its Second Saturday outdoor event in November, the **Friends of the River Banks** are planning a scavenger hunt for families at Sutter's Landing Park on **November 8** at 9:00 a.m.

Future events include a nature walk on **Saturday, December 13** and the annual New Year's morning gathering on **January 1**.

For more information about Friends of the River Banks and their events, please contact Laurie Litman at llitman@pacbell.net.

4th Annual Midtown Children's Fair – A Great Day in the Neighborhood

Friends of Grant Park would like to thank all of its supporters for making the **4th Annual Midtown Children's Fair** a huge success. We had over 600 people in attendance and it was a great day of community building at Grant Park. Highlights included the variety of resource booths, the creative art activities, the entertainment, and the free burritos and paletas (frozen fruit bars).

This entirely free event would not be possible without the collaborative support of our sponsors, area schools, neighbors, and volunteers. We would like to especially thank First 5 Sacramento, Boulevard Park Neighborhood Association, Councilmember Steve Cohn, Sacramento Parenting Partnership, the Department of Neighborhood Services, Courtyard School, One Village, Future Film and Graphics, Camellia Waldorf School, and St. Francis High School volunteers. Extra special recognition goes to Sacramento Police Officers Mike Cooper and Mark Zoulas who volunteered time on their day off to be with us at the fair! Please show your appreciation to these officers when you see them in the neighborhood.

Friends of Grant Park would also like to thank the Boulevard Park neighborhood for its support of all of our events this past summer. We look forward to next spring and summer when we'll resume with more fun and free family events at Grant Park.

For more information, please visit friendsofgrantpark.com.

First 5 Sacramento Community Grants

Connecting to one another is important, especially for children and their families. Relationships make up what is known as Social Capital. Relationships in a community create a support system and a great place for children zero to five and their families to grow and live. Research shows that kids do better in school and are healthier and safer when these community relationships exist. People naturally look out for each other and help each other.

Community Grants up to \$5,000 are currently available to a group of at least three people that would like to develop and implement an idea for a project that benefits children under the age of five and helps build relationships in your community. Applicants must live in Sacramento County. We have funded playgroups, art activities at the park, and more. These are all activities that are really the vehicle to bring families together to get to know each other and to get a support network going. Staff is available to assist with the application process, and can answer questions, listen to ideas, and provide feedback.

For more information, please call 876-5865 or visit the website at www.First5Sacramento.net. The next deadline for applications is 5:00 p.m. on November 7th.

Don't forget to vote on Tuesday, November 4th for your favorite candidates and initiatives!



*This picture of 18-month-old Boulevard Park resident **Quinn Tepper** is featured on the U.S. News and World Report website at www.usnews.com/blogs/washington-whispers/2008/10/7/campaign-photo-challenge-john-mccain-trails-barack-obama.html.*

Places to go, people to see

November 3 – Neighborhood Response Team (NRT) – 7:00 p.m., home of Jan Seaman, 1822 G Street. Are you aware of illegal dumping, parking problems, or other city code violations in your area? Come see what can be done about them. *For more information or to report a code violation, contact Jan Seaman at janseaman42@comcast.net.*

November 6 – BPNA Board Meeting – 7:00 to 9:00 p.m. Contact Rob Sperling at 444-8147 for location and to add items to the agenda. *Open to BPNA members and other interested neighbors.*

November 8 – Green Thumb Brigade – 9:00 to 11:00 a.m., meet at 711 22nd Street. *Come help keep our traffic circles in tiptop shape!* We also need volunteers to water the traffic calming devices. Please contact Sally Flory-O'Neil at 446-3390 or sallyfo@hotmail.com if you would like information on traffic calming devices in need of watering – some of them may be near your home!

November 8 – Second Saturday Art Walk – Each month, galleries around town stay open late into the evening to showcase specific artists and new showings. Many serve wine and hors d'oeuvres. Check out their web site at www.sacramento-second-saturday.org.

November 8 – Friends of the River Banks Scavenger Hunt – 9:00 a.m., Sutter's Landing Park. *See details on page 1.*

November 15 – Copy and Ad Deadline for December issue of Park Beat. To submit articles and calendar entries, email Asha Jennings at ashajennings@gmail.com or call her at 803-7409. To place an ad, call Jessica Mazur at 765-0621.

November 17 – Area 1 Neighborhood Advisory Group (NAG) Meeting – 6:15 to 8:30 p.m., Hart Senior Center, 27th & I Streets. Contact Janine Martindale at 808-8193 or at jmartindale@cityofsacramento.org for information.

Every Monday – Monday Night Skate – 7:00 p.m., Meet at the parking lot at the corner of 3rd and S Streets. *For more information, go to www.sacramentoskating.com or call Brian Malone at 715-2808 or Bernard Scoville at 447-8288.*

BPNA Holiday Party on December 13

As announced in the October issue of *Park Beat*, this year our neighbor **Anne Arthur** will be hosting the Holiday Party in her home at 614 22nd Street. The party will be from 6:00 to 9:00 p.m., and BPNA residents who are also participating in the Second Saturday Art Walk that evening should feel free to come to the party before or after visiting the galleries. *Everyone is asked to bring a dish to share (whether appetizer, main course, or a dessert) and a favorite festive beverage.*

Historic Places Grant Program – Round 4 Grant Cycle Coming Up

Sacramento property owners looking to improve a historic structure may be eligible for financial assistance! The Historic Places Grant Program awards up to \$62,500 in quarterly grant funding, with a total of \$250,000 to be awarded over the course of the program. The final, fourth round of applications is planned to be opened this December.


The program, a collaborative program of the City's Development Services Department and Sacramento Heritage Inc., aims to preserve, rehabilitate, restore or reconstruct historic properties throughout Sacramento. To be eligible, the property must be a city-designated landmark or "contributing resource" in a historic district, or determined eligible as a landmark or contributing resource and nomination application submitted. The proposed work must also comply with the city's rehabilitation standards, and must involve work that affects the exterior of the structure or property. Work on publicly-accessible interiors may also be considered. "This grant program will help the City in its efforts to become more livable by helping with the restoration work and repair of registered landmarks and historic properties in our community." Roberta Deering, Executive Staff for Sacramento Heritage, Inc.

Approved projects may receive matching funding for up to 50 percent of the project costs under \$25,000, but no less than \$1,000. Consideration may be given to waive the matching requirements if an applicant demonstrates their household annual income does not exceed 80 percent of median in Sacramento County. Emergency grant awards may also be provided for eligible buildings that are determined immediately dangerous. *For more information, visit www.cityofsacramento.org or call 808-5656.*

New Park Beat Distribution Manager


Effective with the October issue, **Leo Pauly** has taken over from Corey Lake as Distribution Manager for the *Park Beat* newsletter. This is a key responsibility in the neighborhood since, as with all Boulevard Park Neighborhood Association activities, getting *Park Beat* out to all our neighbors is a volunteer operation. The Distribution Manager coordinates delivery by packaging and delivering all *Park Beat* copies to the block captains who drop off copies at your individual locations. Leo, his wife Joyanne, and their son Keenan moved home on 22nd Street in 2006 from the suburbs (Land Park) after a 35-year career as an audit supervisor and manager with the state Department of Employment Development. He is enjoying Boulevard Park and his retirement activities, which include art and photography. *Thanks to Corey for all his work and welcome Leo!*

Fine Old Neighborhoods, Fine Old Homes.



Paloma Begin 628-8561


www.PalomaBegin.com



Just Listed!
2230 D Street
\$335,000



Just Listed!
1119 37th Street
\$425,000



Just Sold!
2224 23rd Street
\$325,000

BPNA Board of Directors 2008

CHAIR	Rob Sperling	444-8147	robsperling@sbcglobal.net
SECRETARY	Sally Flory-O'Neil	446-3390	sallyfo@hotmail.com
TREASURER	Patrick Cosentino	444-0506	
	Marc de la Vergne	448-6909	marcangela@comcast.net
	Hal Edmonds	599-5814	capnhal@aol.com
	Steve Rodgers	441-4350	srodgers66@comcast.net
	Catherine Turrill	278-7515	turrillc@csus.edu

Boulevard Park Neighborhood Association purpose: The BPNA is created to support, promote, and improve the quality of life for the residents of the greater Boulevard Park neighborhood. By achieving this goal we strive thereby to improve the quality of life for others who work and live in and around Boulevard Park and for Sacramento as a whole.

Committees

Preservation: Pat Cosentino, 444-0506

Park Beat Production Team

Editor: Asha Jennings, 803-7409, ashajennings@gmail.com

Advertising Manager: Jessica Mazur, 765-0621, mazur_jessica@yahoo.com

Graphic Designer: Katworks Desktop Publishing, 707-865-2899, katworks@comcast.net

Repro: Grady's Copy Shop, 1228 H Street, 444-6166

Block Captain Coordinator: Corey Lake, 444-8147

Great ad rates! Call Jessica at 765-0621 for details.

The deadline for ads and copy for the Dec. issue of Park Beat is Nov. 15th by 5pm!

Big Wally's Plaster Magic: Plaster Repair Made Easy

By Marc de la Vergne

As a Boulevard Park/Marshall Park resident, you probably live in an old house with original lath and plaster walls. And if your house is like the one my wife and I own, some of your walls may be cracked and in need of repair. In our case, we have a guestroom that had walls that were home to a spider web of cracks. And though they were annoying, they weren't bad enough to put that project at the top of my "honey do" list – especially given what I'd heard about the work involved in repairing them correctly. So, year, after year, I ignored the cracks, focusing on other projects. Then, two things happened to get me motivated to fix up the room. First was the impending visit of a guest and the other was an episode of "Ask This Old House," a show that answers viewers' questions about old home challenges. I had to get the room ready for our guest and the show showed me how – using **Big Wally's Plastermagic**.

I'm not a contractor, I don't work for Ask This Old House and I'm not in the employ of Big Wally's, but take it from me, this product works as advertised. It's faster and easier than other approaches fellow home-improvers in the neighborhood I know have used.

Before talking about how this approach works, a quick old house anatomy lesson is in order. Before the days of sheetrock, drywall tape and joint compound, builders would create smooth wall surfaces by nailing literally thousands of narrow wooden boards called lath to the wood frame of the house and apply a cement undercoat to the wood lath. The plasterer would apply the undercoat firmly using a trowel, forcing some of it into the gaps between each lath. The undercoat would spread out behind the lath and form "keys." Once dry, the keys would lock the undercoat to the lath, forming a rigid surface that the plaster would cling to, hopefully indefinitely. Unfortunately, settling of the walls over time, and other factors, can cause the keys to break and when this happens, the undercoat and the plaster can pull loose from the lath, creating bubbles or cracks, or both. My guestroom suffered from the latter condition.

Whether you've got cracks or bubbles, you can use Big Wally's to rebond the lath with the cement undercoat, avoiding entirely the need to use permanent anchors or fiberglass mesh. Before the advent of Big Wally's, fixing debonded plaster walls involved drilling many plastic anchors into the lath on either side of a crack, or into a bubble. While this effectively rebonded the plaster with the lath, the approach then created a secondary problem: the need to apply layers of plaster on top of the

anchors to hide them and create a smooth surface. Knowing this was what kept me from fixing the cracks in my guestroom year after year. As soon as I saw Big Wally's demonstrated on This Old House, I recognized immediately this was an approach that would work and work fast.

Using a kit you can order in a variety of sizes depending on how many cracks you want to repair, here's how the Big Wally's approach works. Since my plaster and paint curled up slightly along the edges of the cracks, I started by slightly deepening and widening the cracks to remove the buckled material. Then, using a drill and a 3/16" inch drill bit, I drilled holes through my plaster and its cement undercoat until the drill bit just touched the lath behind. I drilled into every other lath on both sides of my first crack. Then, using the spray bottle and sealing fluid that came in the Big Wally's kit, I sprayed a little sealer into each of the holes I had drilled and wiped off the excess. Then, using an ordinary caulk gun from Capitol Ace Hardware and one of the tubes of special glue that came in the kit, I injected glue into each of the holes. Blocked by the lath behind each hole, the glue was forced to spread into the gap between the lath and the plaster.

Next, I used drywall screws and plastic anchor washers (both came in the kit) to force the plaster and its undercoat back against the lath, placing the anchors on either side of my crack and screwing them into every other lath between the holes I had injected the glue into. As the anchors force the plaster back into place, you'll often see excess glue coming out of the holes you injected it into. Simply wipe this off with a wet sponge or rag. 24 hours later, the glue will have set completely and you're ready to back all the anchors out. Once you've backed the anchors out, you then sand down any rough spots. Then, using patching plaster or pre-mixed joint compound (I used joint compound because I'm used to working with it) and two drywall knives (5" and 8" should do it), cover the screw and drill holes, sand the surface smooth, and repeat as necessary until you achieve the surface finish you desire. I found that two or three very light applications of joint compound were sufficient and the amount of sanding was quite minimal, and certainly vastly less than would be needed if you use the old-fashioned permanent anchor approach. Again, with Big Wally's, you don't need to hide any anchors, because there are none to hide. *For more information about how this approach works, visit the This Old House website at <http://www.thisoldhouse.com/tob/article/0,,1628100,00.html> or contact Big Wally's directly at www.plastermagic.com or 802-254-1330.*

Nominating Committee is Formed

As stated in the BPNA Bylaws, no later than October of each year, an ad hoc nominations committee will be formed from the voting membership. The nominations committee shall present to the general membership no later than November 30th, the slate of prospective Board of Director Candidates recommended by the voting membership. Steve Rodgers, Jan Seaman and Robert Freitas have agreed to serve on this year's nominating committee.

If you are interesting in being nominated to run for the 2009 Board of Directors, please contact the nominating committee at bpnanominations@gmail.com. If you would like to find out what being on the board is all about please contact any of the current board members listed on page 3. *You must be a member in good standing to be nominated; meaning your membership is current and you have attended three meetings or events in the past 12 months.*

New BPNA Billboard

BPNA now has an online billboard that allows us to post newsletters, meeting minutes and other happenings in the neighborhood. If you cannot find your newsletter and want to know what time the Holiday Party starts, we have a site that will let you know. *It is still a work in progress, but take a look at www.neighborhoodlink.com/sacramento/bpna-sac.*

Please patronize our advertisers!

Historic Homes of Boulevard Park

630 21 St Street – Clinton White House

This home was built by Clinton White, a prominent attorney and President of the Park Realty Company, the partnership that developed Boulevard Park. This Colonial Revival corner house faces the 21st Street median but its deep porch opens to G Street. Its large cube form has elements of both Colonial Revival (pyramid roof, boxy shape) and Craftsman features (shaped rafter tails) and shows a restrained use of details that heralded a modern post-Victorian aesthetic. The second story doors, balcony and stairway, shown in the drawing, were a later alteration to convert the home into a boarding house. These features have been removed by the present owners.

Clinton White became Mayor of Sacramento in 1909. During his tenure, he campaigned for the extension of the 21st and 22nd street parked median strips to P Street, but the measure was voted down in a referendum. Until recently, this house was a group home for adolescents,

owned by the Sacramento Children's Home. It has been returned to a single-family home.

[Adapted from "Boulevard Park: A Walking Tour" by the Historic Boulevard Park Committee.]



EDMONDS AND PHILIPP: *Your Way Home*



Whether buying or selling, call the team that lives & works in Boulevard Park.
Recycling vintage homes in record time is our specialty!

Dave Philipp

REALTOR

916.212.1322

dave@davephilipp.com



Liz Edmonds

REALTOR

916.838.1208

liz@lizedmonds.com



Boulevard Park Neighborhood Association Membership Form

Send form with your \$5.00 to \$15.00 check (less than 4 cents a day per household!) for the remainder of the calendar year to:
P.O. Box 163179, Sacramento, CA 95816-9179

Name: _____

Address: _____

Telephone: _____ E-mail: _____

☐ New Member

☐ Renewing Member

☐ Yes! I want to help. Call me.

☐ Would you like to receive the newsletter by email, as well as home delivery?