

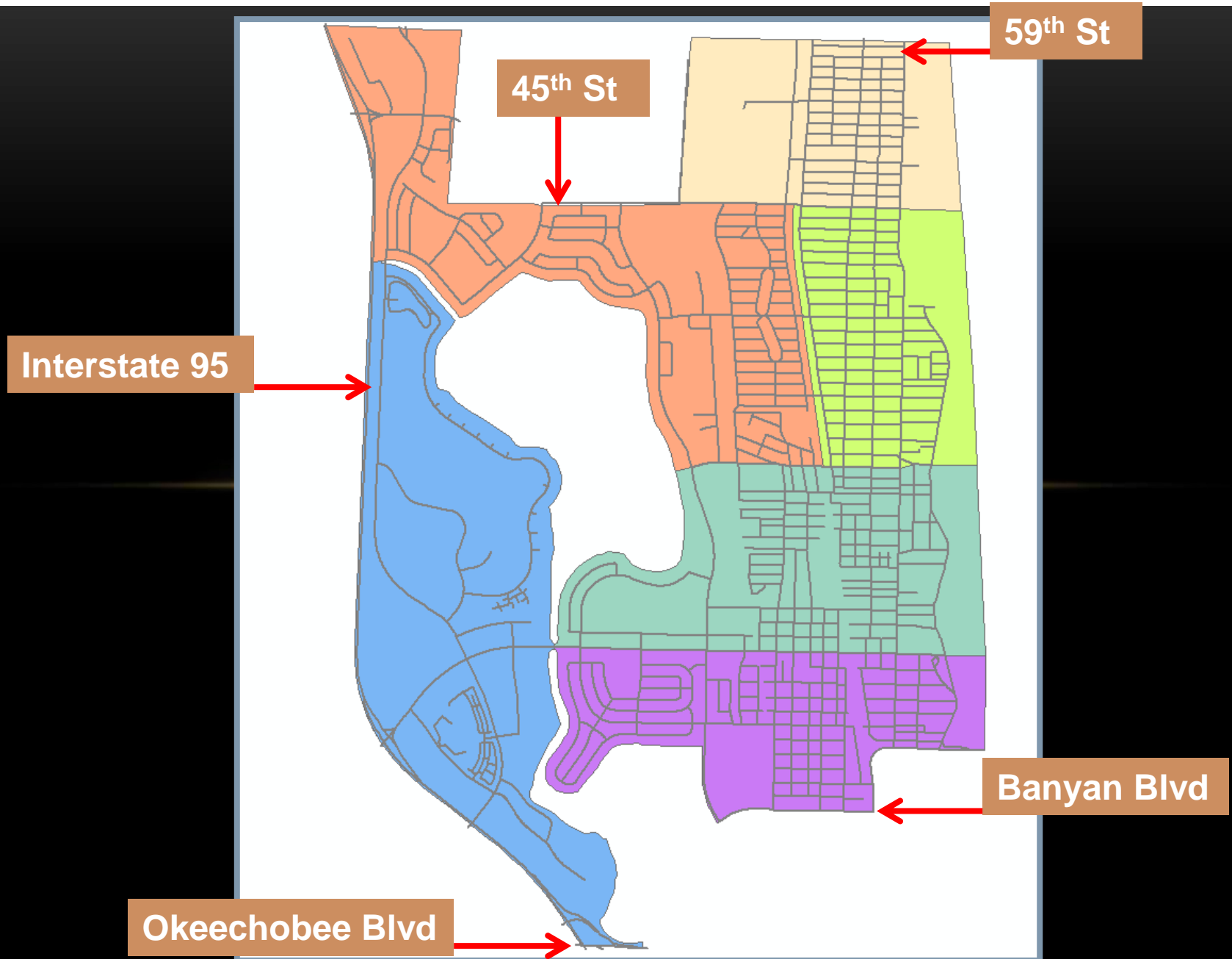
# **North End Mayor's Meeting**

## **January 20, 2016**

---

**Presenter: Captain T. West**

# Boundaries for North Division





2011 BOUNDARY USED

# DIVISION 1 - NORTH

## Part One Offenses

	2015			2014	
Offense	DECEMBER	Year-to-Date		DECEMBER	Year-to-Date
HOMICIDE	1	15		2	14
FORCIBLE SEX OFFENSES	3	25		2	32
ROBBERY	16	166		13	226
AGGRAVATED ASSAULT	27	283		23	247
<b>CRIME vs PERSONS TOTAL:</b>	<b>47</b>	<b>489</b>		<b>40</b>	<b>519</b>
BURGLARY - RESIDENTIAL	31	312		45	316
BURGLARY NON-RESIDENTIAL	1	58		11	98
AUTO BURGLARY	52	476		36	389
LARCENY OFFENSES	87	1130		96	984
AUTO THEFT	31	317		21	159
ARSON	0	12		1	11
<b>CRIME vs PROPERTY TOTAL:</b>	<b>202</b>	<b>2305</b>		<b>210</b>	<b>1957</b>
<b>GRAND TOTAL:</b>	<b>249</b>	<b>2794</b>		<b>250</b>	<b>2476</b>
INCLUDED IN AGGRAVATED ASSAULT ABOVE:					
<b>DOMESTIC</b>	<b>6</b>	<b>84</b>		<b>8</b>	<b>82</b>

NUMBERS ACCURATE AS OF: 01/12/2016

DECEMBER, 2014 TO DECEMBER, 2015 - - .4%

YEAR TO DATE - + 12.8%



2011 BOUNDARY USED

# Citywide

## Part One Offenses

	2015			2014	
Offense	DECEMBER	Year-to-Date		DECEMBER	Year-to-Date
HOMICIDE	1	21		2	19
FORCIBLE SEX OFFENSES	5	51		4	47
ROBBERY	28	267		23	335
AGGRAVATED ASSAULT	44	431		31	380
<b>CRIME vs PERSONS TOTAL:</b>	<b>78</b>	<b>770</b>		<b>60</b>	<b>781</b>
BURGLARY - RESIDENTIAL	63	596		71	745
BURGLARY NON-RESIDENTIAL	9	147		17	185
AUTO BURGLARY	152	1226		98	1032
LARCENY OFFENSES	193	2489		214	2562
AUTO THEFT	64	588		41	375
ARSON	0	14		1	18
<b>CRIME vs PROPERTY TOTAL:</b>	<b>481</b>	<b>5060</b>		<b>442</b>	<b>4917</b>
<b>GRAND TOTAL:</b>	<b>559</b>	<b>5830</b>		<b>502</b>	<b>5698</b>
INCLUDED IN AGGRAVATED ASSAULT ABOVE:					
<b>DOMESTIC</b>	<b>12</b>	<b>119</b>		<b>11</b>	<b>128</b>

NUMBERS ACCURATE AS OF: 01/12/2016

**DECEMBER, 2014 TO DECEMBER, 2015 - + 11.4%**

**YEAR TO DATE - + 2.3%**



## 30/60/90 Day Comparison

### Part One Offenses for Division: **NORTH** 2011 - BOUNDARY USED

<u>Offense</u>	<u>OCTOBER</u>	<u>NOVEMBER</u>	<u>DECEMBER</u>
HOMICIDE	1	2	1
FORCIBLE SEX OFFENSES	1	5	3
ROBBERY	12	12	16
AGGRAVATED ASSAULT	19	25	27
<b>CRIME vs PERSONS TOTAL:</b>	<b>33</b>	<b>44</b>	<b>47</b>
BURGLARY - Residential	28	25	31
BURGLARY - Non-Residential	1	6	1
AUTO BURGLARY	23	30	52
LARCENY OFFENSES	83	87	87
AUTO THEFT	24	13	31
ARSON	1	3	0
<b>CRIME vs PROPERTY TOTAL:</b>	<b>160</b>	<b>164</b>	<b>202</b>
<b>Total:</b>	<b>193</b>	<b>208</b>	<b>249</b>

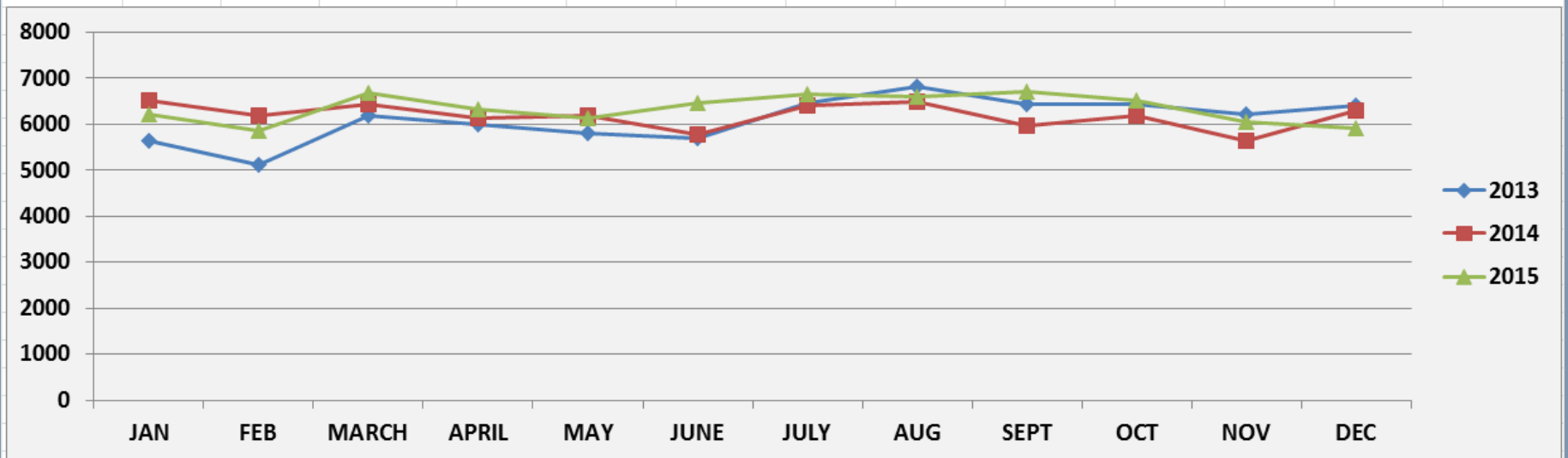
NUMBERS ACCURATE AS OF: 01/12/2016

## ***DIVISION 1 - NORTH - 2013 TO 2015 - Three Year Comparison***

### **CALLS FOR SERVICE**

**2011 BOUNDARY USED**

	JAN	FEB	MARCH	APRIL	MAY	JUNE	JULY	AUG	SEPT	OCT	NOV	DEC	TOTAL
2013	5632	5121	6179	6008	5805	5689	6461	6827	6424	6430	6231	6397	73204
2014	6509	6187	6431	6124	6197	5788	6422	6489	5977	6177	5636	6313	74250
2015	6224	5871	6679	6328	6136	6477	6664	6610	6722	6508	6049	5914	76182



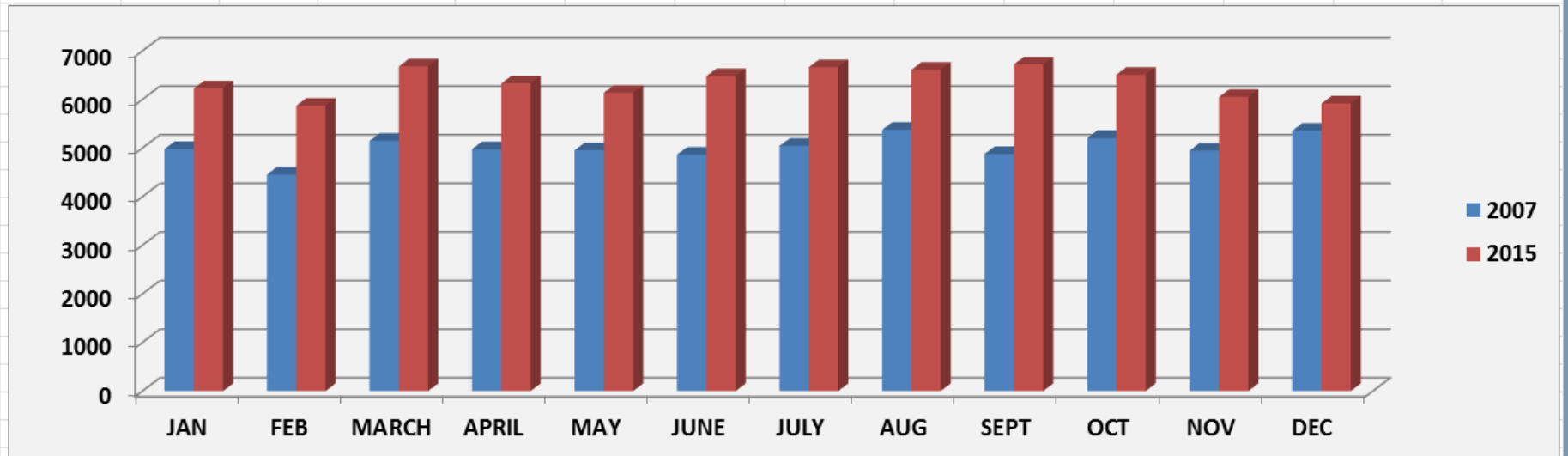
***January - December, 2013 (73,204) to January - December, 2015 (76,182) represents an increase of 2,978 Calls for Service; an increase of 4.1%***

## ***DIVISION 1 - NORTH - 2007 TO 2015 - Eight Year Comparison***

### **CALLS FOR SERVICE**

**2011 BOUNDARY USED**

	JAN	FEB	MARCH	APRIL	MAY	JUNE	JULY	AUG	SEPT	OCT	NOV	DEC	TOTAL
<b>2007</b>	<b>4977</b>	<b>4455</b>	<b>5147</b>	<b>4976</b>	<b>4953</b>	<b>4864</b>	<b>5044</b>	<b>5373</b>	<b>4878</b>	<b>5204</b>	<b>4949</b>	<b>5355</b>	<b>60175</b>
<b>2015</b>	<b>6224</b>	<b>5871</b>	<b>6679</b>	<b>6328</b>	<b>6136</b>	<b>6477</b>	<b>6664</b>	<b>6610</b>	<b>6722</b>	<b>6508</b>	<b>6049</b>	<b>5914</b>	<b>76182</b>



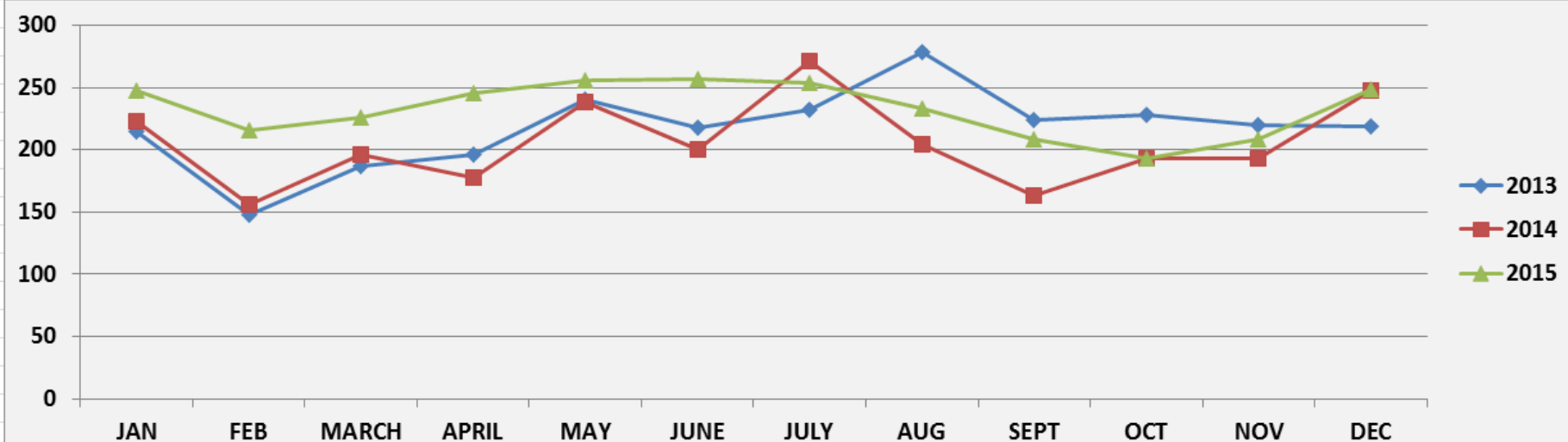
***January - December, 2007 (60,175) to January - December, 2015 (76,182) represents an increase of 16,007 Calls for Service; an increase of 26.6%***

## ***DIVISION 1 - NORTH - 2013 TO 2015 - Three Year Comparison***

### **PART ONE OFFENSES**

**2011 BOUNDARY USED**

	JAN	FEB	MARCH	APRIL	MAY	JUNE	JULY	AUG	SEPT	OCT	NOV	DEC	TOTAL
2013	215	148	187	196	240	218	232	278	224	228	220	219	2605
2014	223	156	196	178	238	200	271	204	163	193	193	248	2463
2015	248	216	226	246	256	257	254	233	208	193	208	249	2794



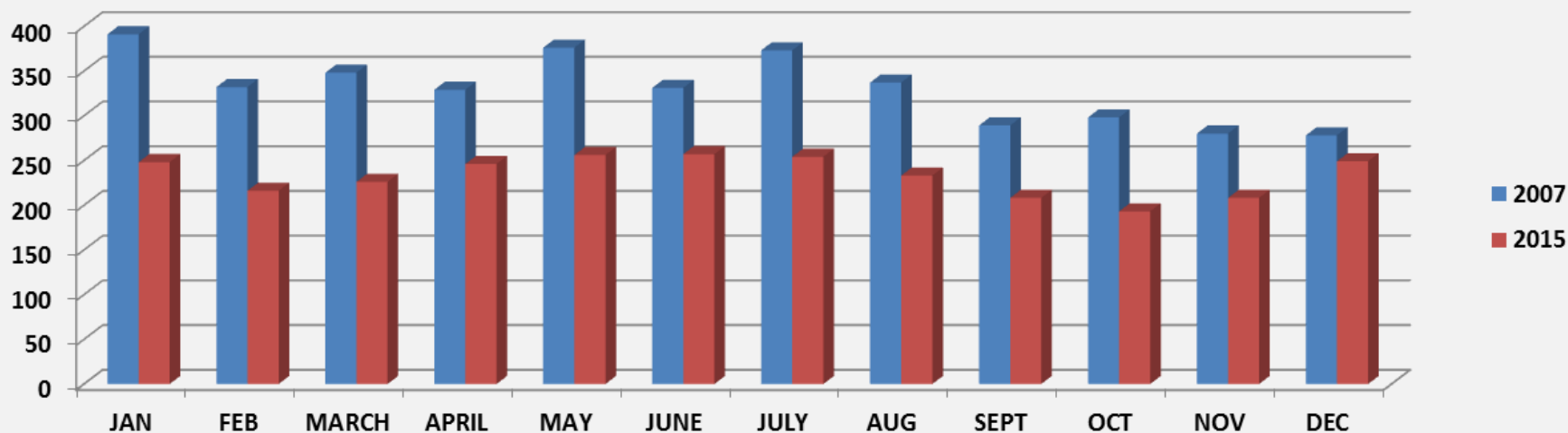
***January - December, 2013 (2,605) to January - December, 2015 (2,794) represents an increase of 189 Offenses; an increase of 7.3%***

## ***DIVISION 1 - NORTH - 2007 TO 2015 - Eight Year Comparison***

### **PART ONE OFFENSES**

**2011 BOUNDARY USED**

	JAN	FEB	MARCH	APRIL	MAY	JUNE	JULY	AUG	SEPT	OCT	NOV	DEC	TOTAL
<b>2007</b>	<b>391</b>	<b>332</b>	<b>348</b>	<b>329</b>	<b>376</b>	<b>331</b>	<b>373</b>	<b>337</b>	<b>289</b>	<b>298</b>	<b>280</b>	<b>278</b>	<b>3962</b>
<b>2015</b>	<b>248</b>	<b>216</b>	<b>226</b>	<b>246</b>	<b>256</b>	<b>257</b>	<b>254</b>	<b>233</b>	<b>208</b>	<b>193</b>	<b>208</b>	<b>249</b>	<b>2794</b>



***January - December, 2007 (3,962) to January - December, 2015 (2,794) represents a decrease of 1,168 Offenses; a decrease of 29.5%***

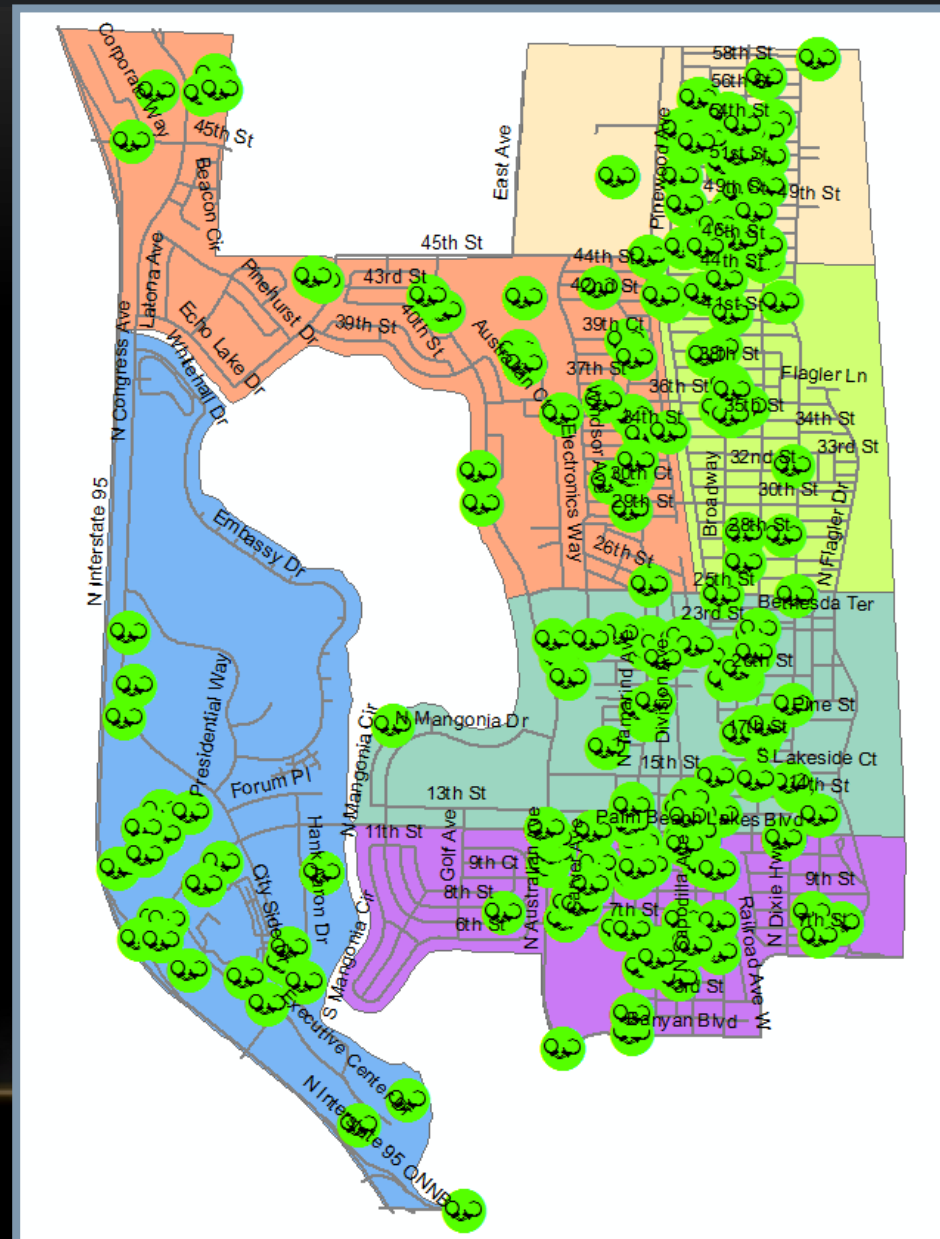
# NORTH DIVISION POLICE ACTIVITIES

## NOVEMBER 10 – JANUARY 11

- 400 Arrest Charges (145 Felony Charges)
  - 8 Weapons Charges
  - 9 Prostitution Charges
  - 88 Narcotic Charges
- 638 – Citations
- 334 – Field Interviews

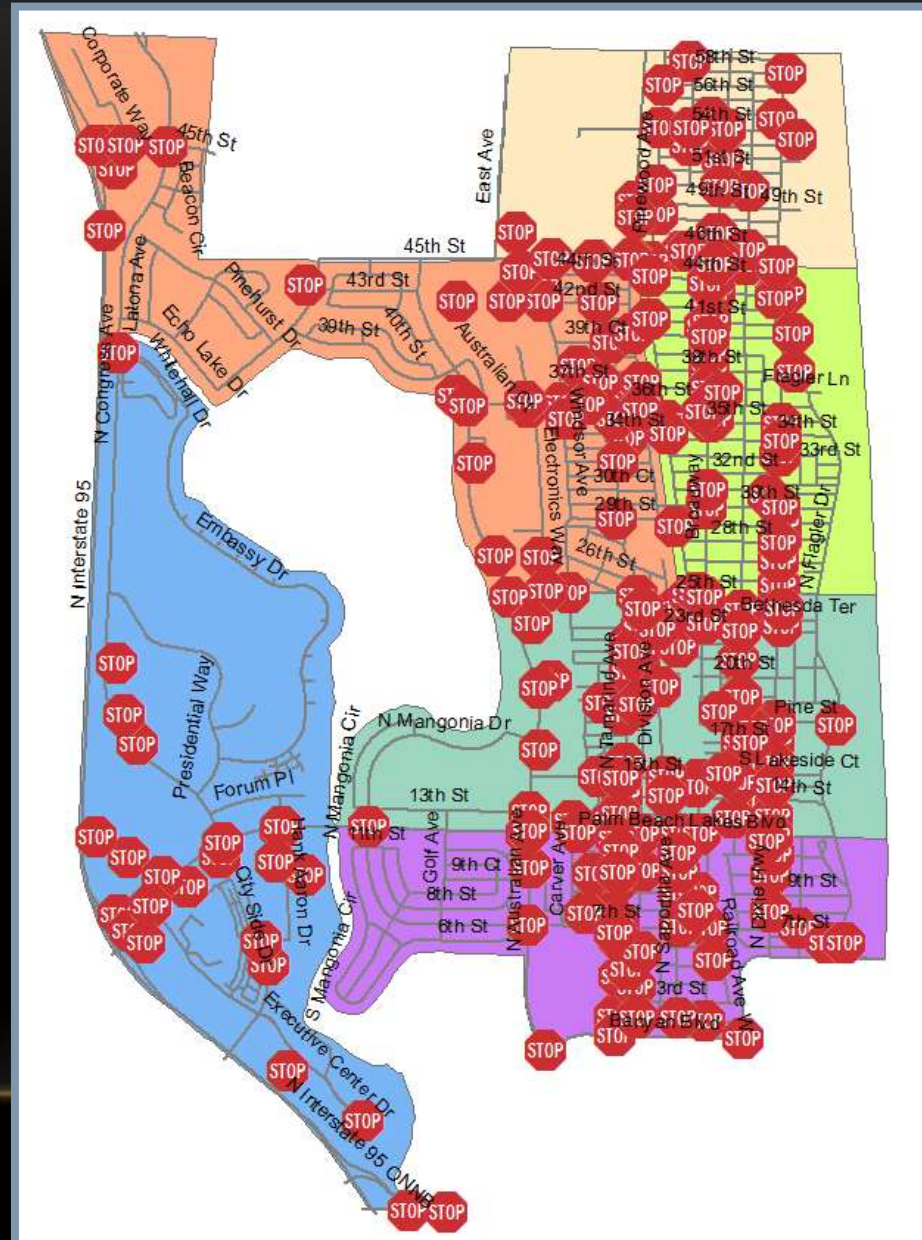
# Arrests – November 10 – January 11

N=400



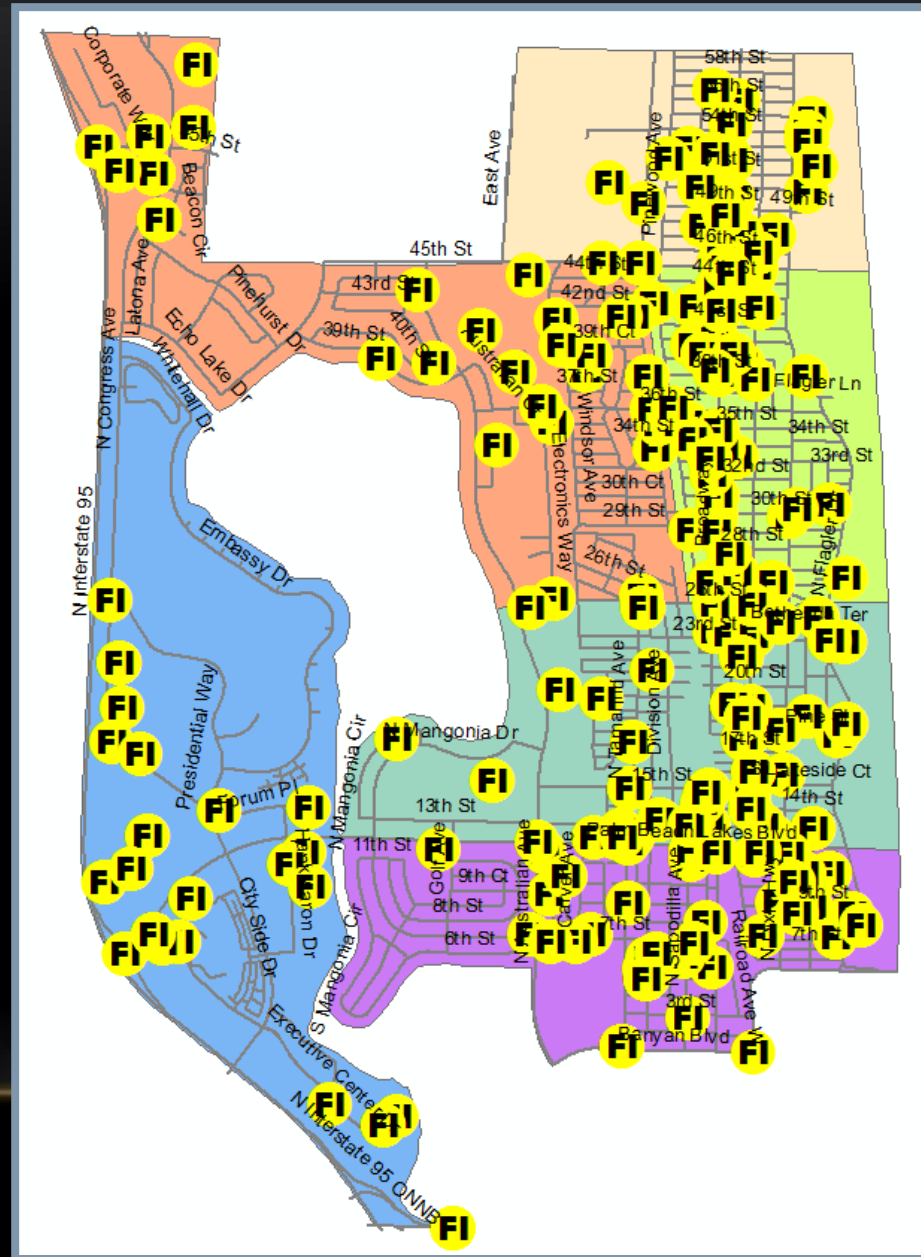
# Citations – November 10 – January 11

**N=638**



# FIC's – November 10 – January 11

N=334



# Parks – November - December, 2015

NAME OF PARK	# OF CALLS	OFFICER INITIATED	ARRESTS
Blum Park	4	4	1
Brian H Chappell	2	2	0
Coleman	5	9	0
Currie	45	31	0
Echo Lake	5	5	0
Fogleman	2	5	0
Gaines	20	9	0
Gettler	4	6	0
Osprey	10	22	0
Sullivan	2	4	0
Sunset	9	3	0

# SIGNIFICANT ARRESTS

# BURGLARY ARRESTS

**Date:** 12/19/2015  
**Case #:** 15-21566  
**Location:** 910 Abraham Av



**James TRIBBLE**  
**B/M 07/15/1997**

**Date:** 01/09/2016  
**Case #:** 16-549  
**Location:** 1131 9<sup>th</sup> St



**Antonio BURNS**  
**B/M 09/16/1995**

**ALSO:  
ONE  
JUVENILE  
ARRESTED**

**TRIBBLE & BURNS STILL IN CUSTODY AS OF 01/13/2016**

# AUTO BURGLARY ARRESTS

**Date:** 11/18/2015  
**Case #:** 15-19595  
**Location:** 419 28<sup>th</sup> St



**Florence McFARLANE-JARRETT**  
**B/F 08/28/1975**

**Date:** 11/20/2015  
**Case #:** 15-19681  
**Location:** 4901 Broadway



**Tyrone SANDERS**  
**B/M 07/24/1970**

**McFARLANE-JARRETT RELEASED ON 11/23/15**  
**SANDERS STILL IN CUSTODY AS OF 01/13/16**

# CONTACT US

- Patrol Captain T. West - Work: 822-1861  
e-mail: [twest@wpb.org](mailto:twest@wpb.org)
- CRT Captain Dave Bernhardt – Work: 822-1680  
e-mail: [dbernhardt@wpb.org](mailto:dbernhardt@wpb.org)
- CRT Sergeant Arthur Bullard – Work: 822-1765  
e-mail: [ajbullard@wpb.org](mailto:ajbullard@wpb.org)