

ROSWELL HOA NEWSLETTER

City of Roswell
Roswell, GA 30075

February 2013



2013 ROSWELL Green Expo


HEMBREE PARK

850 Hembree Rd, Roswell, GA



Saturday, February 23 • 10AM to 2PM

FREE EVENT!



WITH A SPECIAL PERFORMANCE BY JERRY ZEE @ 11:00 AM

"Boogie Woogie Bullfrog"

Green Market • Fashion Show • Music
Seminars • Workshops • Door Prizes

WITH
SPECIAL
GUESTS:



Bag Monster from
One More Generation



BAIR from
Clean Air Campaign



Captain Planet from
Captain Planet Foundation



KIRBY from
Keep Roswell Beautiful



SPONSORS:



Inside this Issue:

Roswell Green Expo	2
Recycling Corner	3
Groundwater Project	3
Big Creek Workday	4
Preparing Makes Sense	5-6
2013 Sanitation Guide	7
Important Numbers	8



Mayor

Jere Wood

Councilmembers

Nancy Diamond
Rich Dippolito
Kent Igleheart
Jerry Orland
Dr. Betty Price
Becky Wynn

City Administrator

Kay G. Love

PW/Env. Director

Stuart Moring




Saturday, February 23

10:00am - 2:00pm

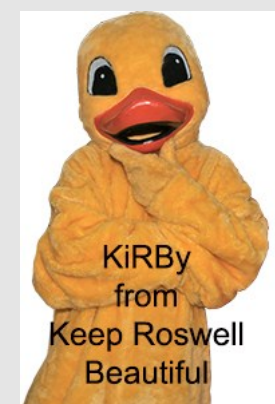
Schedule of Events:

10:00am	Event Opens
10:30	Worm Castings & Fertilizer Art, Skolex Biotechnologies (CLASSROOM)
11:00	Boogie Woogie Bullfrog (LOBBY)
12:00	Vintage & Vogue Fashion Show (GYM)
12:15	Student Trashion Show (GYM)
12:30	10 Common Birds of Atlanta, Atlanta Audubon Society (CLASSROOM)
1:30	Rain Barrel Make and Take Workshop, City of Roswell (CLASSROOM)
2:00	Event Closes

Featuring:



Jerry Zee—Boogie Boogie Bullfrog



RECYCLING CORNER



PLASTIC BAGS

Here is a bit of clarification for all of our enthusiastic recyclers. Please bring plastic bags to the Recycling Center (***DO NOT*** place them in your recycling bin). Please only bring **clean, dry plastic bags that stretch**.

PLEASE DO NOT INCLUDE mulch or soil bags, bags directly touching food (i.e. lunch meat/cheese wrappers or bags, Saran Wrap, frozen food bags, salad bags, etc.), cereal box liners, candy bar wrappers, etc.

Please feel free to contact us if you have questions about a specific type of plastic bag. We will be happy to help you!

recyclingcenter@roswellgov.com or 770-442-8822



SHOE RECYCLING

The Roswell Recycling Center recently partnered with ShoeBox Recycling to help educate residents about the power of reuse, to reduce landfill usage, to recycle as many usable pairs of shoes as possible, and to connect people through the process of shoe recycling.

Shoe collection includes all gently used, paired athletic, men's, women's, and kids' shoes, including athletic shoes, cleats, Timberland-type work boots, dress shoes, sandals, heels, flats, and cowboy boots.

Shoes that will not be accepted are heavy winter boots, skates, blades, flip-flops, Crocs, slippers, single shoes, unusable shoes, and broken shoes.

All of the shoes collected will be distributed for re-use to those in need of affordable footwear.

CITY OF ROSWELL GROUNDWATER PROJECT



Changes are afoot for the Roswell Water Utility! We are excited to be bringing a groundwater well filtration plant on-line to supplement the water supply for our Roswell Water customers.

In 2008, the City of Roswell hired Emery and Garrett Groundwater, Inc. to investigate the possibility of finding groundwater well sites in the City. After an extensive study, eighteen potential sites were identified and two exploratory wells were drilled. One, at a depth of 527 feet, produced 400 gallons of water per minute. It was decided that the City would move forward making this a production well. The City entered into a partnership with U.S. Army Corps of Engineers to help design and construct the waterline and filtration building. The team of CH2M Hill/Gresham Smith and Partners was hired and began the design in early 2010. The construction of the well site and treatment system began in early 2011 with final construction being completed in February 2013.

The result is a new well system that has the capacity to produce 250 gallons per minute, a total of 360,000 gallons per day! With the well on-line and improvements to the existing water plant, the City will have the capacity of producing 1,860,000 gallons of water per day to serve its customers. Roswell Water Utility is proud to serve and enhance the supply of safe and great tasting water for its customers!

Special Guest Speaker Charlie Seabrook!



Big Creek Wetlands Workday

March 2, 2013

(raindate March 9)

Big Creek Wetlands Park

1600 Old Alabama Road

Join us for wetlands restoration, plantings, and invasive privet removal.

Great opportunity for service hours: groups, families, individuals, businesses...

All ages are welcome!

Pre-Register by February 22, 2013 and get a free lunch!

Cookout sponsored by Oasis Consulting Services

Register online at www.KeepRoswellBeautiful.org

Each volunteer must fill out a waiver! Return completed waivers on the day of the event or fax them to 770.442.0963

Questions?

Contact Vicki Culbreth at 770.641.3742 or
vculbreth@roswellgov.com





PREPARING MAKES SENSE

The likelihood that you and your family will survive a house fire depends as much on having a working smoke detector and an exit strategy, as on a well-trained fire department. The same is true for surviving a terrorist attack or other emergency. We must have the tools and plans in place to make it on our own, at least for a period of time, no matter where we are when disaster strikes. Just like having a working smoking detector, preparing for the unexpected makes sense.

1. PREPARE A KIT OF EMERGENCY SUPPLIES

Be prepared to improvise and use what you have on hand to make it on your own for at least three days, maybe longer. While there are many things that might make you more comfortable, think first about food and clean air.



Consider two kits. In one, put everything you will need to stay where you are and make it on your own. The other should be a lightweight, smaller version you can take with you if you have to get away.

You'll need a gallon of water per person per day for drinking and sanitation. Include in the kits a three day supply of non-perishable foods that are easy to store and prepare such as protein bars, dried fruit or canned foods. If you live in cold weather climate, include warm clothes and a sleeping bag for each member of the family.

Some potential terrorist attacks could send tiny microscopic "junk" into the air. Many of these materials can only hurt you if they get into your body, so think about creating a barrier between yourself and any contamination. It's smart to have something for each member of the family that covers their mouth and nose, such as two to three layers of a cotton t-shirt, handkerchief or towel or filter masks, readily available in hardware stores. It is very important that the mask or other material fit your face snugly so that most of the air you breathe comes through the mask, not around it. Do whatever you can to make the best fit possible for children.

Also, include duct tape and heavyweight garbage bags or plastic sheeting that can be used to seal windows and doors if you need to create a barrier between yourself and any potential contamination outside.

2. MAKE A PLAN FOR WHAT YOU WILL DO IN AN EMERGENCY

Plan in advance what you will do in an emergency. Be prepared to assess the situation. Use common sense and whatever you have on hand to take care of yourself and your loved ones.

Develop a Family Communication Plan. Your family may not be together when disaster strikes, so plan how you will contact one another and review what you will do in different situations. Consider a plan where each member calls, or e-mails, the same friend or relative in the event of an emergency. It may be easier to make a long-distance phone call than to call across town, so an out-of-town contact may be in a better position to communicate among separated family members. Be sure each person knows the phone number and has coins or a prepaid phone card to call the emergency contact. You may have trouble getting through, or the phone system may be down altogether, but be patient.



Depending on your circumstances and the nature of the attack, the first important decision is whether you stay put or get away. You should understand and plan for both possibilities. Use common sense and the information you are learning here to determine if there is immediate danger. Watch television and listen to the radio for official instructions as they become available.

Create a Plan to Shelter-in-Place. There are circumstances when staying put and creating a barrier between yourself and potentially contaminated air outside, a process known as shelter-in-place and sealing the room can be a matter of survival. If you see large amounts of debris in the air, or if local authorities say the air is badly contaminated, you may want to shelter-in-place and seal the room. Consider precutting plastic sheeting to seal windows, doors and air vents. Each piece should be several inches larger than the space you want to cover so that you can duct tape it flat against the wall. Label each piece with the location of where it fits.

Use all available information to assess the situation. If you see large amounts of debris in the air, or if local authorities say the air is badly contaminated, you may want to shelter-in-place. Quickly bring your family and pets inside, lock doors, and close windows, air vents and fireplace dampers. Immediately turn off air conditioning, forced air heating systems, exhaust fans and clothes dryers. Take your emergency supplies and go into the room you have designated. Seal all windows, doors and vents. Understand that sealing the room is a temporary measure to create a barrier between you and contaminated air. Watch TV, listen to the radio or check the Internet for instructions.

Create a Plan to Get Away. Plan in advance how you will assemble your family and anticipate where you will go. Choose several destinations in different directions so you have options in an emergency. If you have a car, keep at least a half tank of gas in it at all times. Become familiar with alternate routes as well as other means of transportation out of your area. If you do not have car, plan how you will leave if you have to. Take your emergency kit, unless you have reason to believe it is contaminated and lock the door behind you. Take pets with you if you are told to evacuate, however, if you are going to a public shelter, keep in mind they may not be allowed inside. If you believe the air may be contaminated, drive with your windows and vents closed and keep the air conditioning and heater turned off. Listen to the radio for instructions.

Know Emergency Plans at School and Work. Think about the places where your family spends time: school, work and other places your family frequents. Talk to your children's schools and your employer about emergency plans. Find out how they will communicate with families during an emergency. If you are an employer, be sure you have an emergency preparedness plan. Review and practice it with your employees. Talk to your neighbors about how you can work together.

Article provided by FEMA



RECOMMENDED SUPPLIES TO INCLUDE IN BASIC KIT:

WATER - one gallon per person per day, for drinking and sanitation

FOOD - at least a three-day supply of non-perishable food

BATTERY-POWERED RADIO and extra batteries

FLASHLIGHT and extra batteries

FIRST AID KIT

WHISTLE - to signal for help

FILTER MASK - or cotton t-shirt, to help filter the air

MOIST TOWELETTES for sanitation

WRENCH OR PLIERS - to turn off utilities

MANUAL CAN OPENER - for food (if kit contains canned food)

PLASTIC SHEETING & DUCT TAPE - to shelter-in-a-place

GARBAGE BAGS & PLASTIC TIES - for personal sanitation

UNIQUE FAMILY NEEDS - such as daily prescription medications, infant formula or diapers, and important family

2013 SANITATION/RECYCLING HOLIDAY SCHEDULE

<i>Monday, May 27, 2013 - Memorial Day:</i>	<i>Roswell Recycling Center Closed / City Hall offices closed Yard waste as usual for Monday customers.</i>
<i>Thursday, July 4, 2013 - Independence Day:</i>	<i>Roswell Recycling Center closed / City Hall offices closed Garbage, recycling and yard waste collection as scheduled For Thursday customers</i>
<i>Monday, September 3, 2013 – Labor Day:</i>	<i>Roswell Recycling Center closed / City Hall offices closed Yard waste as usual for Monday customers.</i>
<i>Monday, Nov. 11, 2013 - Veteran's Day Observed</i>	<i>Roswell Recycling Center closed / City Hall offices closed Yard waste collection as usual for Monday customers.</i>
<i>Thursday, November 28 & 29, 2013 Thanksgiving Day & Day after Thanksgiving</i>	<i>Roswell Recycling Center Closed / City Hall offices closed</i> <i>- Thursday customers - Garbage/recycling collection as usual. Yard waste collection will be Friday, November 29.</i> <i>- Friday customers - Garbage/recycle collection moved to Monday, December 2, 2013. Yard waste collection as usual.</i>
<i>Wednesday, December 25, 2013—Christmas Day</i>	<i>Roswell Recycling Center closed / City Hall offices closed</i> <i>- Wednesday customers - Garbage, recycling and yard waste collection moved to Thursday, December 26, 2013</i> <i>- Thursday customers - Garbage, recycling and yard waste collection moved to Friday, December 27, 2013</i> <i>- Friday customers - Garbage, recycling and yard waste collection moved to Saturday, December 28, 2013</i>
<i>Wednesday, January 1, 2013 - New Year's Day</i>	<i>Roswell Recycling Center closed / City Hall offices closed</i> <i>- Wednesday customers - Garbage, recycling and yard waste collection moved to Thursday, January 2, 2014.</i> <i>- Thursday customers - Garbage, recycling and yard waste collection moved to Friday, January 3, 2014</i> <i>- Friday customers - Garbage, recycling and yard waste collection moved to Saturday, January 4, 2014.</i>

IMPORTANT PHONE NUMBERS

WATER & DRAINAGE

City of Roswell customers: 770-641-3707 to report a leak

After hours 770-640-4100

Fulton County customers: 770-640-3040 to report a leak

To report water violations:

Roswell Water 770-641-3707

Fulton County Water 770-640-3040

Current water restriction questions: 770-641-3707

Toilet Rebate Program 770-641-3707

FINANCIAL SERVICES DEPARTMENT

770-641-3759

Billing Questions

Start or Stop Service

Tax Notice Questions

SANITATION

Sanitation HELP Line / Customer Service 770-641-3961

Sanitation Questions 770-641-3807 or 770-641-3961

Missed Pick-ups for Household Garbage

Community Waste Services (CWS)

678-240-9137

Yard Waste and Curbside

Recycling Questions

Request a Recycling Bin

Roswell Recycling Center

770-442-8822

