

VACATION SAFETY TIPS

A few simple steps can help keep your home safe and reduce worry while you are away.

HAVE A TRUSTED FRIEND OR RELATIVE:

- Collect your mail, newspapers and advertisements daily
- Mow your lawn, water flowers and perform other yard work as needed
- Park their car in your driveway when possible

STEPS TO TAKE BEFORE LEAVING

- Install timers on some lights, radios or televisions
- Install motion detector lighting or dusk-to-dawn sensors outside
- If you have a burglar alarm, make sure it is properly set
- Inspect all doors and windows including the garage doors to make sure they are properly secured

When you plan your vacation, take a few moments to call your neighborhood precinct to take advantage of our Vacation Inspection Program.

Remember - the more your home appears occupied while you are away, the less likely you are to become a burglary victim.

Dear Resident:

It is hard to predict where or when a burglary may occur. You can take a few of the following steps to prevent it from happening:

- Use appliance timers to change lighting patterns and make your home look occupied when you are away
- Install motion sensing light fixtures outside to reduce dark places near your home
- Close your garage doors at night or any time you are away
- When planting bushes or landscaping, avoid concealing your doors or windows. Overgrown shrubbery provides a hiding place and protects an intruder from detection

I would like to personally thank you for your interest in the prevention of crime in your community and I hope that you found this brochure to be informative. With your help and that of local Neighborhood Watch groups, we can have an impact on the deterrence of not only burglary, but all crime in our neighborhoods.

Colonel Tim Fitch
Chief of Police



POLICE SERVICES
EMERGENCY 911

RESOURCES

GENERAL INFORMATION	314-889-2341
TTY HEARING IMPAIRED	911 OR 314-889-2345
POLICE RECORDS CHECK	314-615-7177
POLICE REPORT PURCHASES	314-615-7177
MUNICIPAL SERVICES UNIT	314-615-0184
GOVERNMENT CENTER INFO.	314-615-5000
CRIMESTOPPERS	1-866-371-TIPS

HEADQUARTERS

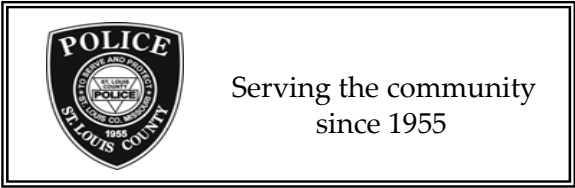
ST. LOUIS COUNTY POLICE	314-889-2341
7900 FORSYTH BOULEVARD	
ST. LOUIS, MISSOURI 63105	

DIVISION OF CRIMINAL INVESTIGATION

GENERAL INFORMATION	314-615-5400
BURGLARY UNIT	314-615-5382

PRECINCT STATIONS

NORTH COUNTY (1 ST) PRECINCT	314-355-1200
CENTRAL COUNTY (2 ND) PRECINCT	314-567-9926
AFTON SOUTHWEST (3 RD) PRECINCT	314-638-5550
SOUTH COUNTY (4 TH) PRECINCT	314-892-1510
CITY OF FENTON (5 TH) PRECINCT	636-349-8120
CITY OF WILDWOOD (6 TH) PRECINCT	636-458-9194
WEST COUNTY (7 TH) PRECINCT	636-256-2602



This brochure is available in an alternative format upon request. For more information, contact the Department ADA Coordinator at 314-615-4273 (voice/TTY).

Reprint by permission only B-15 (3/10)

BURGLARY
PREVENTION



7900 Forsyth Boulevard
St. Louis, Missouri 63105

“Serving Our Community Since 1955”

Colonel Tim Fitch
Chief of Police

Please visit us on the web at:
www.stlouisco.com/police

NEIGHBORHOOD WATCH

A Neighborhood Watch is created to obtain citizen involvement to help discourage and prevent residential crime. The Neighborhood Watch encourages citizens to secure their homes and personal property and emphasizes the importance of calling the police when you see suspicious activity.

The tips in this brochure are just a few of the many easy and inexpensive ways to make your home more secure and increase your safety.

For more information on establishing a Neighborhood Watch and other community service programs, please call your area precinct or visit our web site at:

<http://www.stlouisco.com/police>

PERSONAL SECURITY

DO NOT confront a burglar. If you arrive home and find an open door or window, or come face-to-face with an intruder, leave immediately and call 911.

No property is worth the risk you take by confronting a thief. Police officers are trained and equipped to address these situations. If you hear an alarm sound, **DO NOT** investigate it yourself. **Call 911** and wait for officers to arrive.

If you see a crime or are the victim of a crime, **call 911**. Give the information requested by the dispatcher and, if necessary, stay on the line until police officers arrive.

BURGLAR ALARMS

Residential burglar alarms are available from electrical and hardware dealers, or may be purchased or leased from alarm companies.

Prior to installing an alarm, call several reputable companies and ask them for a written estimate. The estimate should include installation costs. Compare the products and services before deciding which alarm you want to install.

A good alarm system should include:

- ✓ A fail-safe battery backup
- ✓ Readable display panel to check the status/condition of the system
- ✓ Horn sounding device installed in the attic near a vent
- ✓ Informational support and customer training provided by the alarm company
- ✓ St. Louis County ordinance requires that any system with an audible alarm be equipped with a 30-minute timer

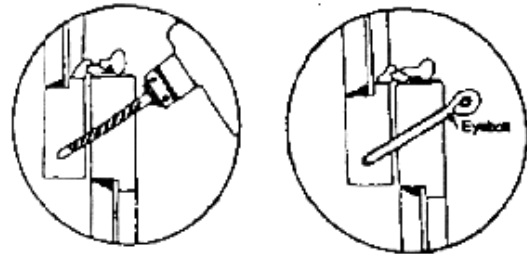
DO NOT have an automatic dialer system that calls the police department. These are illegal in St. Louis County. When the alarm is activated, personnel from the alarm company must call the police.

Additional home security tips can be found on the internet by searching [home security tips](#).

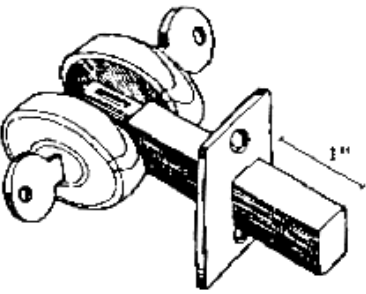
LOCKS AND DOOR KNOBS

Some window locks can be easily opened from the outside using a small amount of effort.

To make these windows more secure, drill holes at an angle and install eye-bolts (see below). This will prevent intruders from entering and allows you to leave easily in an emergency.



Most entry door knobs have locks in them, however, it is best to install an additional deadbolt lock. The deadbolt lock should have at least a one-inch throw (see below).



Deadbolt locks should meet the following guidelines:

- The bolt should extend one inch in the locking position
- The portion of the lock that will be mounted outside should contain a cylinder guard to prohibit twisting the lock with a wrench. The guard should be solid metal and not hollow casting or stamped metal
- No exposed screw heads should be on the outside

REMEMBER - even with the increasing concerns over crime in America, reports show that most entries are made through unlocked doors and windows.

- Sliding glass doors present a security problem if special steps are not taken to prevent removal of the door
- Sliding glass doors can be lifted from the track and removed by pushing up the bottom of the door. To prevent this, insert a 1¼ inch sheet metal screw into the top of the door frame. This will prevent the sliding door from being lifted off the track. (see below)

