

BCCA Survey













1. Rate the following items from most to least important							
	most important	important	not so important	least important	N/A	Rating Average	Response Count
Taxes	25.0% (13)	48.1% (25)	25.0% (13)	1.9% (1)	0.0% (0)	6.62	52
Home Values	33.3% (17)	62.7% (32)	3.9% (2)	0.0% (0)	0.0% (0)	7.84	51
Safety	67.3% (35)	32.7% (17)	0.0% (0)	0.0% (0)	0.0% (0)	9.02	52
Schools	28.0% (14)	44.0% (22)	18.0% (9)	0.0% (0)	10.0% (5)	7.13	50
Home Appearances	23.5% (12)	62.7% (32)	11.8% (6)	2.0% (1)	0.0% (0)	7.10	51
Parking	23.1% (12)	30.8% (16)	28.8% (15)	15.4% (8)	1.9% (1)	5.43	52
Over Crowding of Homes	47.1% (24)	33.3% (17)	11.8% (6)	7.8% (4)	0.0% (0)	7.39	51
Community Social Events	4.1% (2)	46.9% (23)	22.4% (11)	24.5% (12)	2.0% (1)	4.46	49
Knowing and getting along with my neighbors	28.8% (15)	53.8% (28)	11.5% (6)	5.8% (3)	0.0% (0)	7.00	52
	answered question						52
	skipped question						0



2. Which name best represents what our neighborhood association should aspire to be? (Choose one.)			
		Response Percent	Response Count
Broyhill Crest Neighborhood Association	<div><div></div></div>	12.0%	6
Broyhill Crest Community Association	<div><div></div></div>	56.0%	28
Broyhill Crest Civic Association	<div><div></div></div>	4.0%	2
Broyhill Crest Citizens Association	<div><div></div></div>	26.0%	13
Friends of Broyhill Crest	<div><div></div></div>	2.0%	1
	answered question		50
	skipped question		2

3. BCCA Currently carries out the following activities. Which ones do you think that we should continue. (Choose as many as you want.)			
		Response Percent	Response Count
Zoning Committee	<div><div></div></div>	84.6%	44
4th of July Picnic	<div><div></div></div>	69.2%	36
Newsletter	<div><div></div></div>	80.8%	42
Santa Visits	<div><div></div></div>	34.6%	18
Hospitality Committee	<div><div></div></div>	44.2%	23
BCCA Web Site	<div><div></div></div>	50.0%	26
Neighborhood Watch	<div><div></div></div>	82.7%	43
National Night Out	<div><div></div></div>	21.2%	11
Parks Committee	<div><div></div></div>	50.0%	26
Directory	<div><div></div></div>	73.1%	38
Easter Egg Hunt	<div><div></div></div>	65.4%	34
	answered question		52
	skipped question		0

4. What additional activities would you like to see BCCA take on? (Some possibilities are: youth activities, cultural familiarization activities, Infrastructure monitoring activities. Please do not feel limited by these suggestions.)			
		Response Percent	Response Count
New Activity	<div><div></div></div>	100.0%	17
New Activity	<div><div></div></div>	23.5%	4
answered question			17
skipped question			35

5. BCCA is facing the same financial issues as most other local volunteer organizations: rising costs, reduced income from dues and adds, shrinking membership. The current dues of \$5 per year are no longer able to support a monthly hard copy newsletter and a yearly hard copy directory. What level of financial support would you be willing to provide to BCCA.(Choose 1)			
		Response Percent	Response Count
\$5 per year for newsletter and directory delivered by e-mail or web site.	<div><div></div></div>	7.8%	4
\$10 per year for newsletter and directory delivered by e-mail or web site, reduced to \$5 per year for seniors.	<div><div></div></div>	31.4%	16
\$15 per year for newsletter and directory delivered in hard copy, reduced to \$10 per year for seniors. \$10 per year for directory and newsletter deleivered by e-mail or web site, reduced to \$5 per year for seniors.	<div><div></div></div>	56.9%	29
BCCA should do a yearly money raising activity other than the directory, perhaps simply a request for donations.	<div><div></div></div>	3.9%	2
I am not interested in supporting BCCA financially.		0.0%	0
I am unable to support BCCA financially.		0.0%	0
answered question			51
skipped question			1

6. Which activities would you be willing to volunteer for. Choose as many as you wish. If you choose at least one, please make sure that you enter your contact information in the next section. Thank you for volunteering.			
		Response Percent	Response Count
Helping with Web Site.		3.3%	1
Helping with social events.		16.7%	5
Helping with Hospitality.		20.0%	6
Helping with the Newsletter.		13.3%	4
Helping with the Directory.		26.7%	8
Helping with Financial Matters.		6.7%	2
Helping with Neighborhood Watch by actively driving around.		23.3%	7
Helping with Neighborhood Watch by watching from my house.		43.3%	13
Helping with Parks.		16.7%	5
Helping as an Officer (President, Vice President, Secretary, Treasurer).		6.7%	2
Helping with Zoning.		6.7%	2
Helping as a translator.		6.7%	2
	answered question		30
	skipped question		22

7. Other areas for which I would be willing to volunteer. (Some possibilities are: youth activities, cultural familiarization activities, Infrastructure monitoring activities. Please do not feel limited by these suggestions.)			
		Response Percent	Response Count
Willing to volunteer to		100.0%	5
Willing to volunteer to		20.0%	1
	answered question		5
	skipped question		47

8. Please enter the date that you are submitting this survey			
		Response Percent	Response Count
Date	<div></div>	100.0%	51
	answered question		51
	skipped question		1

9. Enter as much or as little of this information as you feel comfortable with.			
		Response Percent	Response Count
Name:	<div></div>	97.7%	42
Address:	<div></div>	93.0%	40
Email Address:	<div></div>	74.4%	32
Phone Number:	<div></div>	69.8%	30
	answered question		43
	skipped question		9

10. Do you			
		Response Percent	Response Count
rent		0.0%	0
own	<div></div>	100.0%	47
	answered question		47
	skipped question		5

11. What age are you?				
			Response Percent	Response Count
Under 18			0.0%	0
18 to 30			0.0%	0
30 to 50		<div></div>	25.0%	12
Over 50		<div></div>	75.0%	36
			<i>answered question</i>	48
			<i>skipped question</i>	4

12. How long have you lived in Broyhill Crest				
			Response Percent	Response Count
Less than 1 year		<div></div>	2.0%	1
1 to 5 years		<div></div>	3.9%	2
5 to 10 years		<div></div>	11.8%	6
more than 10 years		<div></div>	82.4%	42
			<i>answered question</i>	51
			<i>skipped question</i>	1

13. What languages are spoken in your house?				
			Response Percent	Response Count
English	<div><div></div></div>		96.0%	48
Korean			0.0%	0
Spanish	<div><div></div></div>		2.0%	1
Vietnamise	<div><div></div></div>		4.0%	2
Other (please specify)	<div><div></div></div>		16.0%	8
	answered question			50
	skipped question			2