

Historic Eastside Neighborhood Revitalization Plan

A partnership between
City of Longmont
Community and Neighborhood Resources Division
and the
Historic Eastside Neighborhood

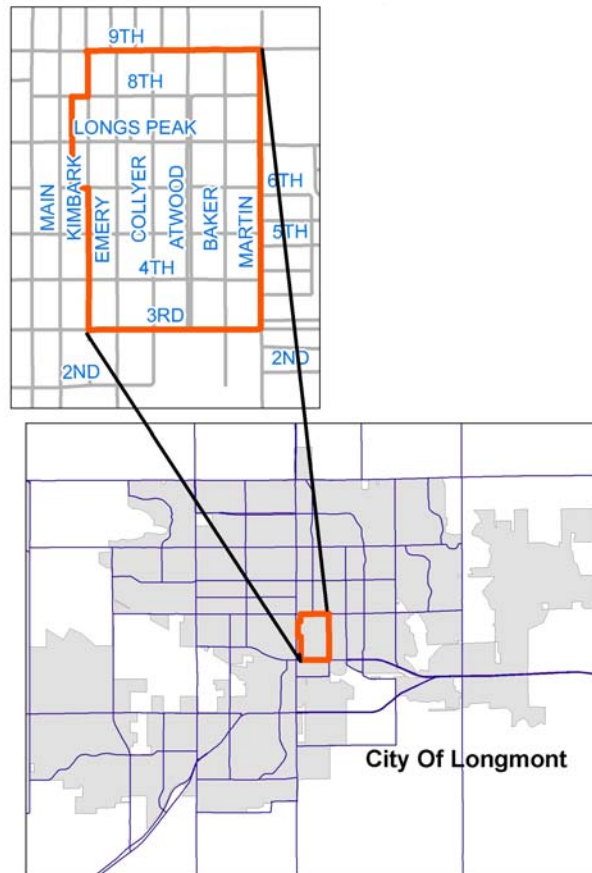
City of Longmont Neighborhood Revitalization Program

The City of Longmont Neighborhood Revitalization Program offers a comprehensive approach to improving neighborhoods. The program identifies and/or links neighborhoods with resources needed to deal with the community, social, physical and economic needs that are particular to a neighborhood to further improve the quality of life for its residents.



Neighborhood Profile

Historic Eastside Neighborhood

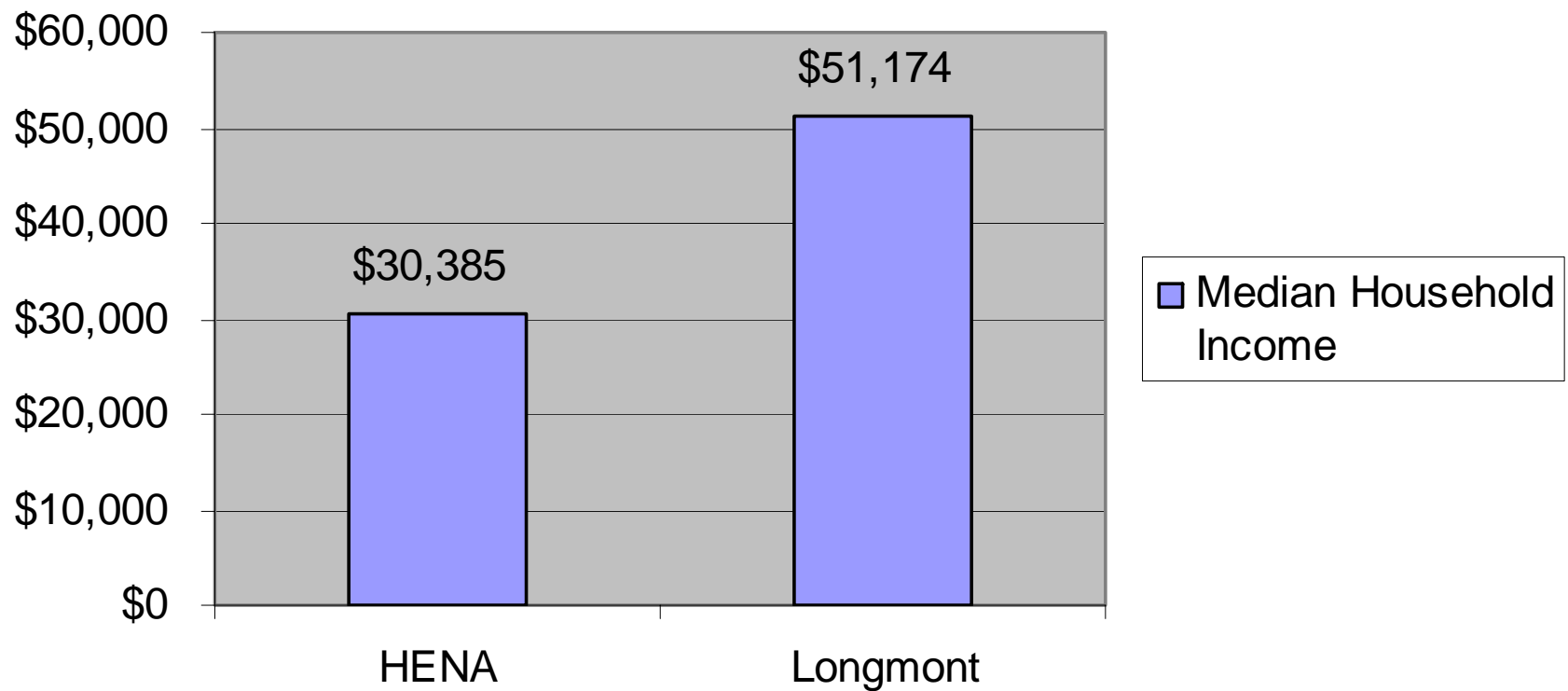


Neighborhood Profile

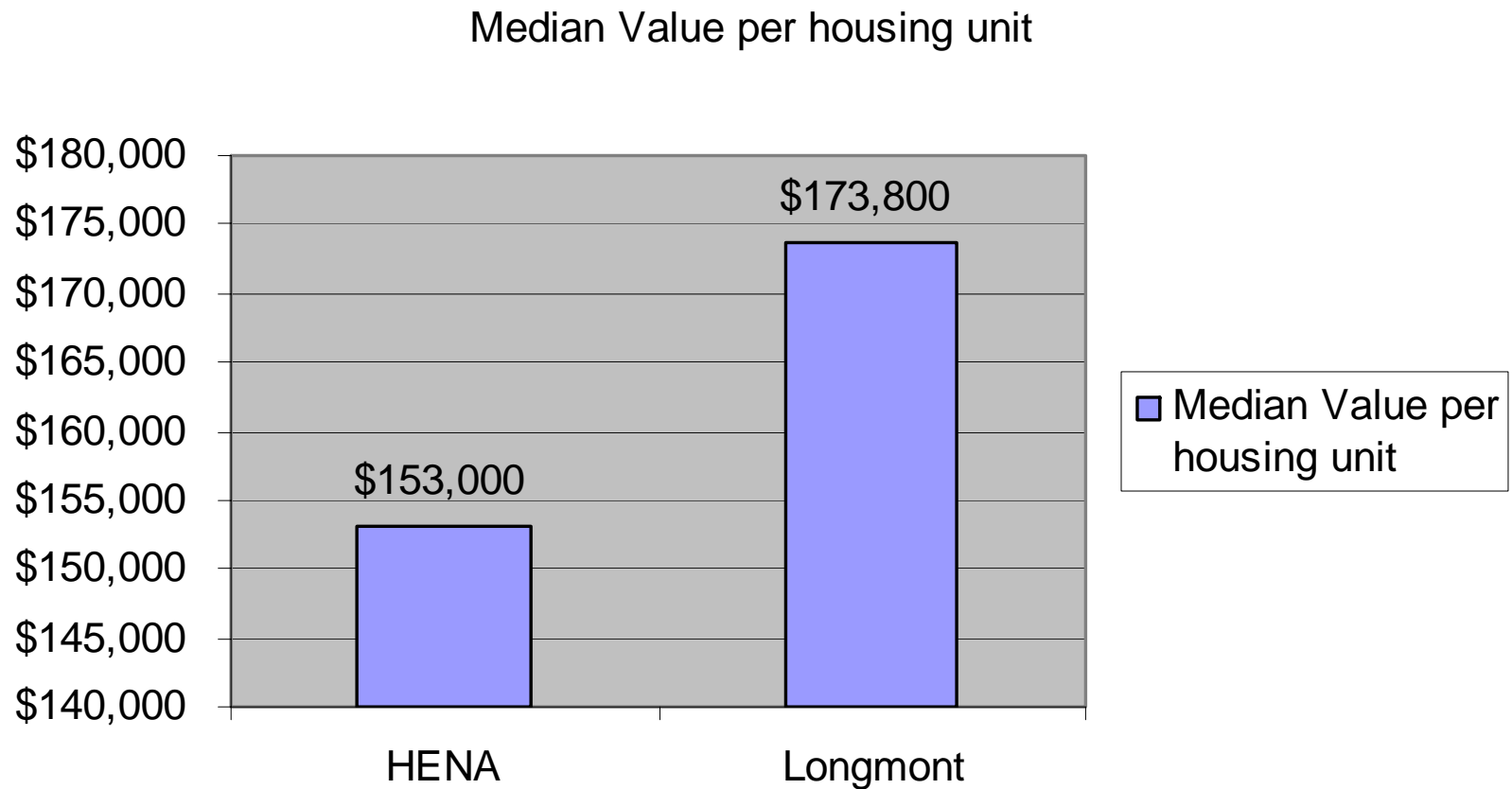
Total Population 2000 By Race		
	HENA	Longmont
Total Population	1778	71,303
White Alone	1255	60,443
Hispanic or Latino	933	13,697
Black or African American alone	0	407
American Indian or Alaska Native alone	35	601
Native Hawaiian or Pacific Islander alone	0	14
Asian alone	11	1557
Some other Race alone	447	6977
Two or more races	30	1304

Neighborhood Profile

Median Household Income



Neighborhood Profile



The Planning Process

August 1, 2005	Revitalization Committee Meeting and Brainstorming
October 2005	Survey mailed to all HENA residents
October 27, 2005	Revitalization Public Meeting held
November 5, 2005	Revitalization Open House held
December 3, 2005	Youth Photo Outreach held
December 14, 2005	Senior Outreach held
January 18, 2006	Revitalization Presentation made to Columbine PTO
January 26, 2006	Latino Outreach held
February & March 2006	Neighborhood Review and final acceptance of plan

Neighborhood Involvement

Planning Committee	17 members
Meeting Attendees	75 residents
Survey Replies	160 replies
E-mail contacts	98 residents
Mail contacts	46 residents
Web site hits 10/05 – 2/06	1085 Hits

Total HENA Households	712
Total HENA Population	1778

Neighborhood Input: Major Goals

Property Maintenance	Code enforcement, rental properties, home improvement grants	296
Historic Character	Historic Preservation, historic design standards, historic design elements	251
Lighting	on-street lighting with historic elements	189
Small Town Feel	Main St., Small business development, proximity to services, peace and quiet	185
Community	community events, ethnic diversity, education, communication	179
Traffic	traffic mitigation, speeding	154
Crime	vandalism, vagrancy, crime, drugs, neighborhood watch	151
Trees	trimming, preservation, planting	150
Parks	Collyer Park, lighting, revisit Collyer Park Master Plan	138

Neighborhood Input: Minor Goals

Affordability	affordable homes, maintaining value with affordability	72
Landscaping	Right of way, flowers, Xeriscape	54
Sidewalks	repairs	33
Train	love it or hate it	33
On-Street Parking	St. Johns Church, Main Street, Schools, Comcast	31
Alleys	Lighting, weeds and trash, clean up events	31
Bury Overhead Power Lines		18
Bike Lanes	Connection to St. Vrain from HENA, more on-street connections	17
Youth	Columbine school, gangs, youth activities	13
Pollution	noise pollution, industry, light	11
Non-profit Designation for Nbhd. Association	to help apply for further grant funding	2

Neighborhood Plan

Based on a statistical analysis of neighborhood surveys and a series of neighborhood meetings that included Youth, Latino and Senior specific outreach events, seven planning elements were identified early in the public input process. These issues formed the basis of the neighborhood plan, the major aspects of which are outlined in the following slides:



HENA Neighborhood Revitalization Plan Elements

- Pride in Residences
- Historic Preservation
- Public safety and Lighting
- Community Building and Neighborhood Involvement
- Traffic
- Community Forest
- Collyer Park

What do you like most about HENA?

1. Proximity to Downtown.



2. Mature Trees



3. Friendly Neighbors



4. Historic Homes



Rank in order of preference the following foods

1. Pizza
2. Burritos
3. Pasta
4. Cake
5. Soup
6. Salad
7. Fried Rice



Ranked Results

Points	Item
125	1. Pizza
94	2. Burritos
88	6. Salad
83	5. Soup
82	4. Cake
75	3. Pasta
54	7. Fried Rice

What area of the neighborhood do you live in?

1. Northwest (north of 6th Ave. west of Atwood)



2. Northeast (north of 6th Ave., east of Atwood)



3. Southwest (south of 6th Ave., west of Atwood)



4. Southeast (south of 6th Ave., east of Atwood)



Rank each element in priority order by entering the number of your top priority first, second priority next, etc...

1. Collyer Park
2. Community Building & Nhbd. Involvement
3. Pride in Residences
4. Community Forest
5. Public Safety and Lighting
6. Traffic
7. Historic preservation

Ranked Results


Points	Item
109	7. Historic preservation
100	3. Pride in Residences
96	1. Collyer Park
77	4. Community Forest
75	2. Community Building & Nhbd. Involvement
68	5. Public Safety and Lighting
63	6. Traffic

Pride in Residences

- Promote the maintenance and preservation of single family homes and property in the HENA neighborhood through the creation of a Home Improvements Grant program that does not require residents to income qualify, which will allocate up to \$3,000 per household for improvements related to Historic Preservation, Xeri-scaping, Tree Trimming and Exterior Maintenance.

Proposed Budget

Neighborhood Revitalization Grant
\$30,000



Pride in Residences

- Beautify the neighborhood by strengthening residential code compliance through the creation of proactive and systematic code enforcement by hiring a part time code enforcement officer in 2006 specifically dedicated to CDBG eligible areas.

Proposed Budget

CDBG funding: \$10,000



Pride In Residences

- Promote clean and safe streets and alleys through annual neighborhood clean up events.

**Proposed Budget
Revitalization
Grant \$7,000**



Pride In Residences

- Bury overhead power lines along Martin Street.

Proposed Budget

Currently unfunded

Historic Preservation

- Improve the exterior appearance of historic structures in the Historic Eastside neighborhood through access to the Home Improvement Grant fund.

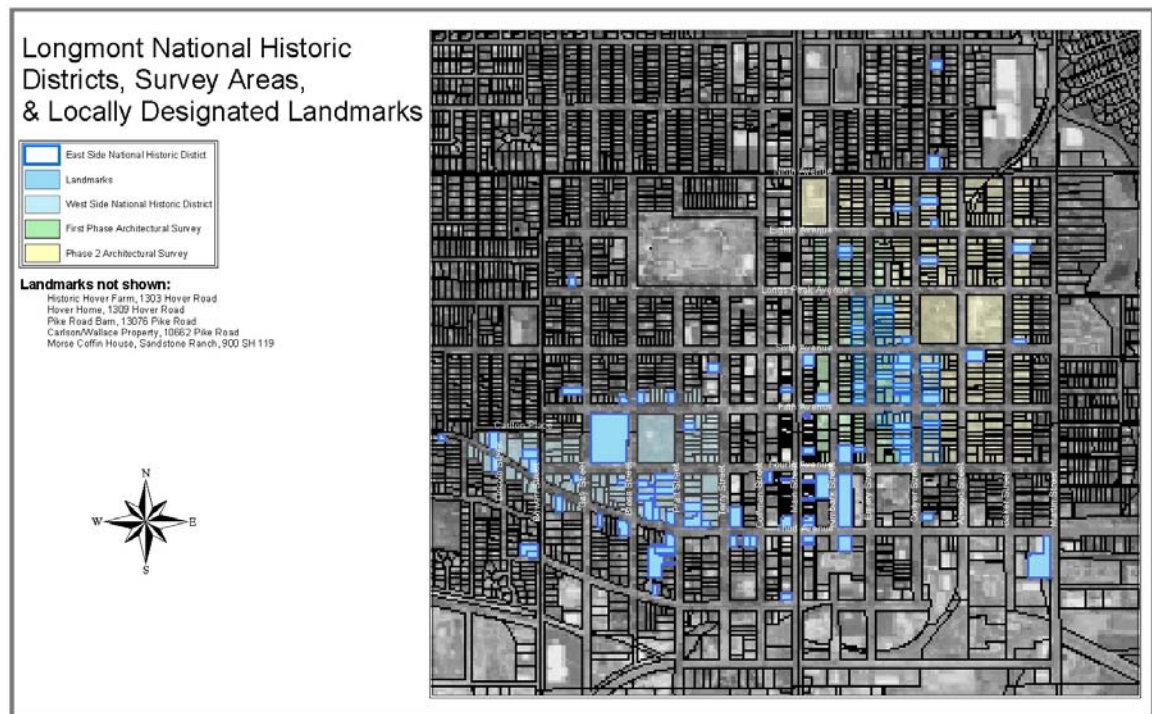
**Proposed Budget
Revitalization Grant
\$30,000**



Historic Preservation

- Determine the needs for historic designation and preservation tools that will promote and protect the historic nature of the Historic Eastside Neighborhood while continuing to meet the needs of local residents.

**Proposed Budget
Revitalization Grant:
\$1,000**



Historic Preservation

- Install historic design elements throughout the neighborhood that appropriately promote the heritage of the Historic Eastside Neighborhood. Monument signs, historic street signs, period specific on-street lighting and historic educational signage can be effectively used to promote the boundaries and character of the neighborhood.

Proposed Budget

Revitalization Grant \$16,750



Public Safety and Lighting

- Improve on-street lighting in the Historic Eastside Neighborhood and LPC's residential street lighting program.

Proposed Budget:

LPC Reserve Fund TBD



Public Safety and Lighting

- Encourage opportunities for neighbors to be involved in creating a safe Historic Eastside Neighborhood.

**Neighborhood
Revitalization Grant
\$500**



Community Building Neighborhood Involvement

- Encourage more community wide events and gatherings.

Proposed Funding
Revitalization Grant
\$1,500



Community Building and Neighborhood Involvement

- Increase level of awareness and involvement within the Historic Eastside Neighborhood.



Community Building and Neighborhood Involvement

- Promote inter-cultural communication and understanding through Spanish and English classes offered at Columbine Elementary School.

**Proposed Funding
Revitalization Grant
\$1,000**

Community Building and Neighborhood Involvement

- Investigate the possibility of Non-profit status for the Historic Eastside Neighborhood association and/or partnering with existing non-profit organizations to obtain additional grant funds.

Proposed Funding

Revitalization Grant \$2,000

Traffic

- Ensure safe and efficient pedestrian and automobile transportation throughout the neighborhood.

Proposed Funding
Traffic Mitigation
CIP TBA



Traffic

- Evaluate the existing sidewalk conditions and make recommendations for improvement.

**Proposed Funding
Concrete Force
Program TBD**



Traffic

- Encourage the development of an on-street parking improvements in the Historic Eastside Neighborhood.



Traffic

- Promote the expansion of the bike lane system in the HENA neighborhood to include a connection to the St. Vrain greenway.

Proposed Funding

Parks Conservation Trust
Fund \$20,000



Community Forest

- Preserve the community forest by offering funding to residents for tree maintenance for mature trees located on private property.

**Proposed Funding
Revitalization Grant
\$30,000**



Community Forest

- Enhance the existing community forest through the creation of a Historic Eastside neighborhood tree planting program

**Proposed Funding
Revitalization Grant
\$18,750**



Collyer Park

- Revisit the Collyer Park master plan to ensure that the plan reflects the values of the entire neighborhood.


**Proposed Funding
Revitalization Grant
\$500**



Collyer Park

- Update and replace lighting in Collyer Park with historic design elements.

Proposed Funding
Revitalization
Grant \$20,000



If you were to choose how much of the \$100,000 grant funding would you allocate to the Home Improvement Grant (Goal 1.1) section of the plan?

1. \$15,000



2. \$25,000



3. \$30,000

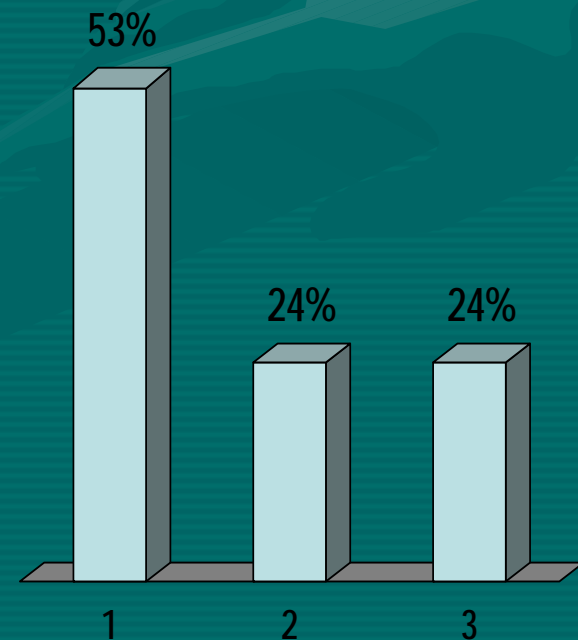


4. \$42,000



In order to allocate more funding to the Home Improvement Grant section of the plan, what section would you reduce funding for?

1. Historic Design Elements?
(\$16,750)
2. Collyer Park Lighting?
(\$20,000)
3. Community Forest right-of-way tree planting?
(\$18,750)



Should burying the power lines along Martin St. (Goal 1.4) be included as a neighborhood priority in the plan?

1. Yes

(1) = 29.2%

2. No

(2) = 70.8%


Are neighborhood boundary monument signs a priority for the neighborhood?

1. Yes

(1) = 43.5%

2. No

(2) = 56.5%



Is it within the best interest of the neighborhood to allocate funding for on-street parking slots to be painted on blocks where there is a perceived parking problem?

1. Yes

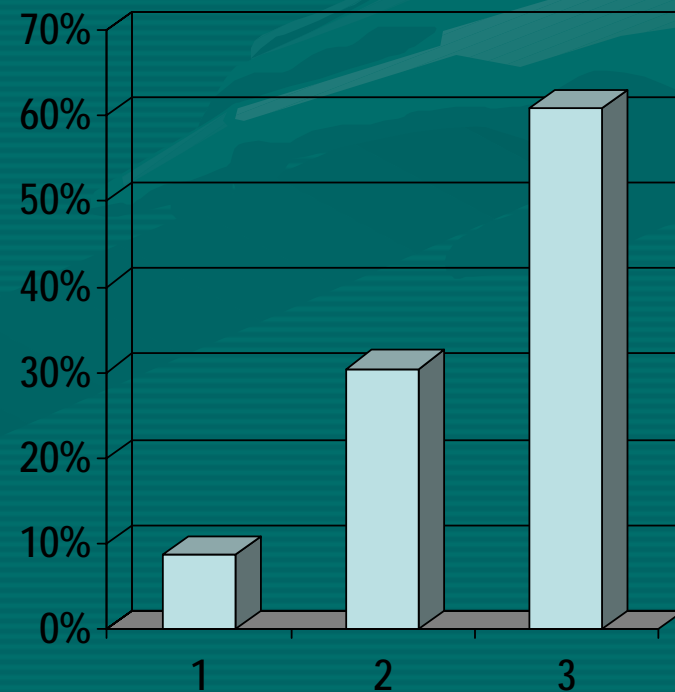
(1) = 26.1%

2. No

(2) = 73.9%

How much funding from the \$100,000 revitalization grant would you allocate for tree planting in the City Right of Way?

1. \$6,250 = 25 trees
2. \$12,500 = 50 trees
3. \$18,750 = 75 trees



Should there be HENA revitalization grant money allocated to Collyer Park improvements?

1. Yes

(1) = 65.2%

2. No, use money from Longmont CIP

(2) = 34.8%

Plan Implementation

- The Community and Neighborhood Resources Division will work closely with the HENA neighborhood to implement the recommendations identified within the plan.
- The Community and Neighborhood Resources division will also be responsible for assisting in the coordination with the other City Departments and staff members identified as key participants within the plan.
- The adopted neighborhood plan is not binding or mandatory, but a guiding document for the revitalization of the HENA neighborhood. Unless elements of the plan have been adopted, directly or indirectly by ordinance the plan will serve to coordinate and structure community building efforts between HENA, The City of Longmont and other local community agencies.

Please prioritize the following list of Major Goals in order of importance to you.

1. Home Improvement Grant = \$30,000
2. Code Enforcement = \$10,000*
3. Historic Design Elements = \$16,750
4. On-street Lighting = TBD
5. Neighborhood Watch = \$500
6. Community Involvement = \$1,500
7. Traffic Calming = TBD
8. Tree Planting = \$18,750
9. Collyer Park & Lighting Plan = \$20,500

Ranked Results

Points	Item	
165	1. Home Improvement Grant	=\$30,000
137	8. Tree Planting	=\$18,750
127	9. Collyer Park & Lighting Plan	=\$20,500
112	2. Code Enforcement	=\$10,000*
87	3. Historic Design Elements	=\$16,750
86	4. On-street Lighting	= TBD
84	7. Traffic Calming	=TBD
77	6. Community Involvement	=\$1,500
39	5. Neighborhood Watch	=\$500

Please prioritize the following list of
Minor Goals in order of importance
to you.

1. Neighborhood Clean -up = \$7,000
2. Nbhd. Historic Designation = \$1,000
3. Bury Over Head power lines = TBD
4. Spanish/English classes = \$1,000
5. Non-profit status = \$2,000
6. Sidewalk repair = TBD
7. On-street parking = \$1,000
8. Bike Lanes = \$20,000*

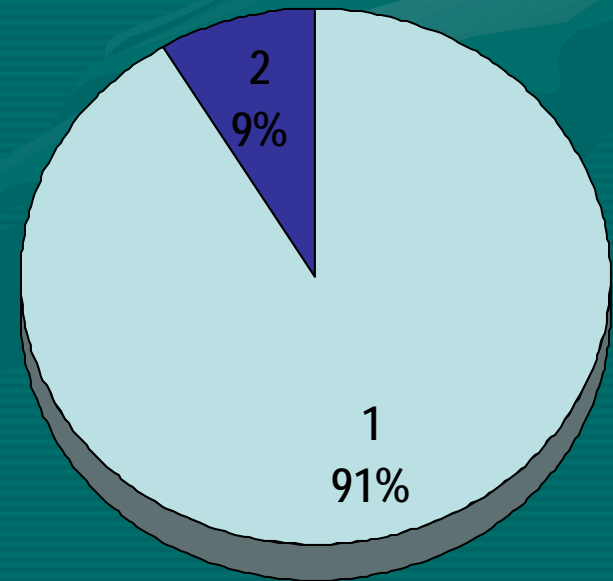
Ranked Results

Points	Item	
139	1. Neighborhood Clean -up	=\$7,000
124	8. Bike Lanes	=\$20,000*
114	2. Nbhd. Historic Designation	=\$1,000
96	6. Sidewalk repair	=TBD
77	5. Non-profit status	=\$2,000
72	4. Spanish/English classes	=\$1,000
59	7. On-street parking	=\$1,000
25	3. Bury Over Head power lines	=TBD

Do you find the revitalization plan adequately reflects the needs of HENA residents?

1. Yes.

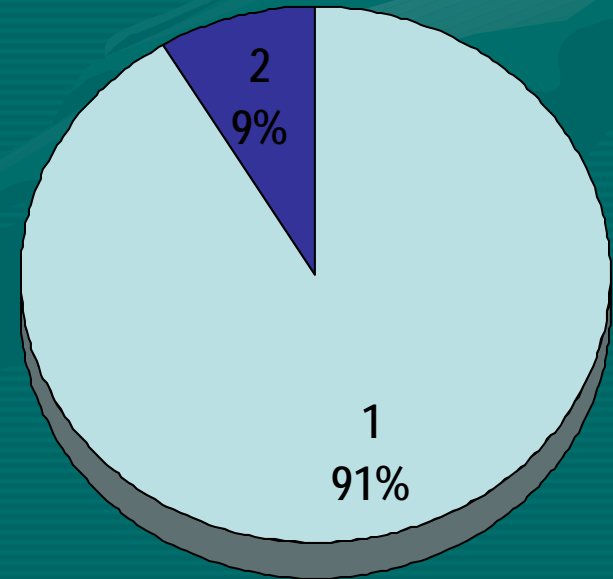
2. No.



Do you accept the HENA Revitalization plan?

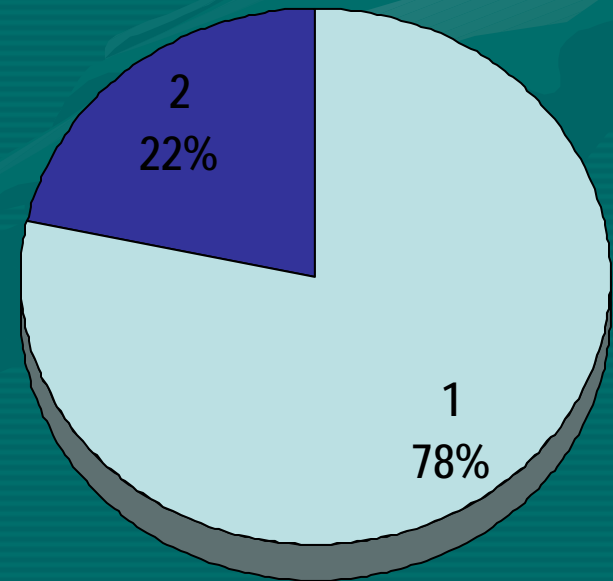
1. Yes

2. No



Would you be willing to volunteer to implement some section of the plan?

1. Yes
2. No



What did you like most about the revitalization planning process?

1. Fun
2. Meeting new people
3. I liked using the clicker because it felt just like my TV remote control
4. Tons of night meetings
5. Making a difference in my neighborhood
6. Nothing

